



**Helping communities weather  
the socio-economic downturn:  
BUILDING URBAN RESILIENCE**

December 2022

The Myanmar Development Observatory (MDO) specializes in research and analytical work concerning the development trajectory of Myanmar, with particular focus on the socio-economic circumstances, the progress on the Sustainable Development Goals, and the impact of the conflict. Working with a range of stakeholders, including UN agencies, Civil Society, the private sector and think tanks, the MDO acts as an interlocutor between evidence from the ground and the actual programming to benefit the most vulnerable in Myanmar and enhance their resilience.

Please reach out to us at [observatory.mm@undp.org](mailto:observatory.mm@undp.org) and visit our [website](#).

# Contents

Acronyms .....	4
Executive summary .....	5
<b>1</b> Introduction .....	10
1.1 Urban Resilience Project: in the context of informal settlements and martial law.....	13
1.2 Outline of the baseline survey methodology.....	17
<b>2</b> Poverty and vulnerability .....	18
2.1 Falling incomes .....	18
2.2 Coping with falling incomes: struggling for adequate and nutritious food .....	20
2.3. Coping with falling incomes: more debt and selling assets .....	21
2.4. Making up the shortfall with informal loans risk exploitation.....	23
<b>3</b> Employment and livelihoods .....	25
3.1. Jobs: a critical need .....	25
3.2. A way out of poverty: businesses owned by households .....	27
3.3. Caring responsibilities: a barrier to work .....	28
<b>4</b> Gender Based Violence in the townships .....	31
<b>5</b> Access to services .....	33
5.1. Health: Strengthening basic services .....	33
5.2. Education: Strengthening basic services .....	37
5.3. Drinkable water .....	39
5.4. Energy for lighting and cooking .....	40
5.5. Internet Access .....	41
<b>6</b> Conclusion .....	43
Appendix 1: Sample design .....	46
Appendix 2: Other surveys quoted .....	47
Appendix 3: VCI methodology .....	47
Appendix 4: Odds ratios from a logit model .....	48
Appendix 5: Questionnaire .....	49
References .....	55
Endnotes .....	56

# Acronyms

CATI	Computer-Assisted Telephone Interviewing
COVID-19	Corona Virus Disease 2019
CSO	Central Statistical Organisation
GBV	Gender-Based Violence
HFHS	High-Frequency Household Surveys, World Bank
HVS 2020	Household Vulnerability Survey 2020
ILO	International Labour Organization
MLCS 2017	Myanmar Living Conditions Survey 2017
PPSoGS	Public Perception Survey of Government Services 2019
SDG	Sustainable Development Goal
UN	United Nations
UNDP	United Nations Development Programme
URP	Urban Resilience Project
WFP	World Food Programme



# Executive summary

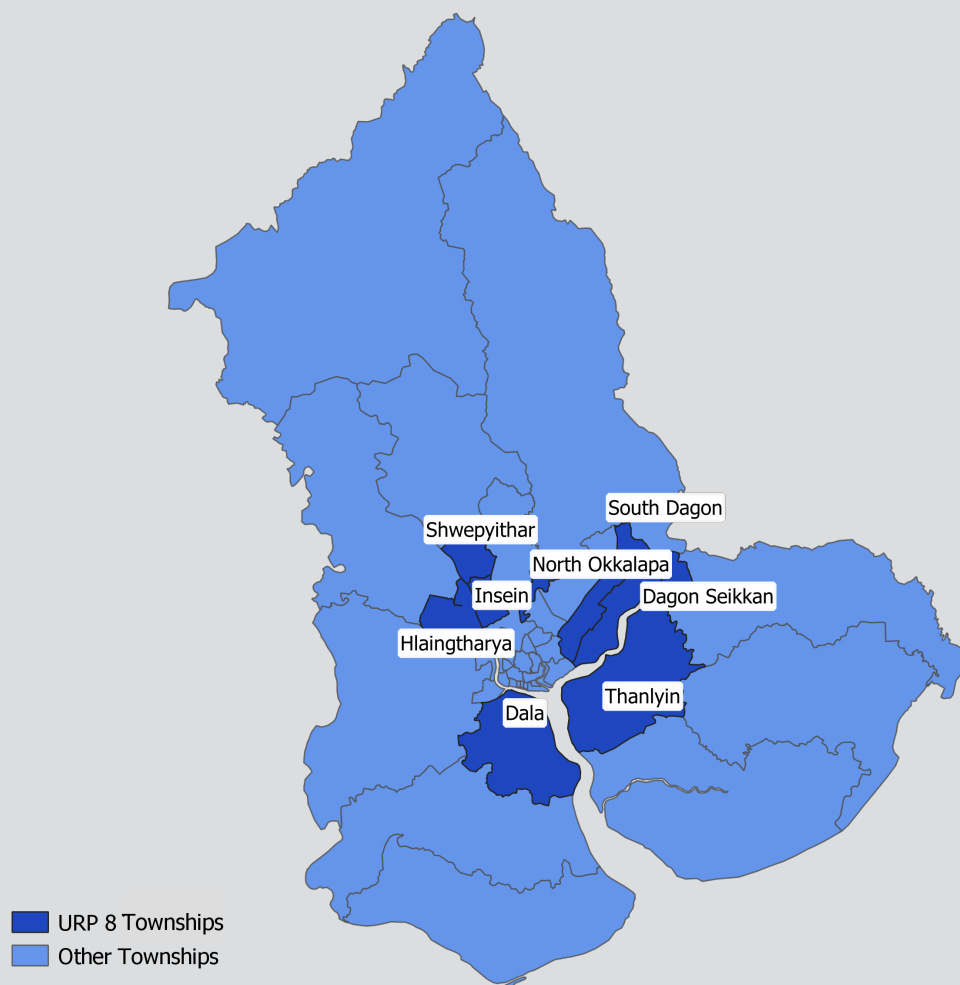
After the onset of COVID-19 in early 2020, several development agencies including the UN provided immediate support to the people which was essential for day to day survival amidst the lockdown and the rapid spread of the disease. The military takeover in February 2021 came before the pandemic retreated and gave a permanent character to what could have been a short-term disruption in people's lives. The needs of the population which were addressed under a rapid response framework have worsened. The situation calls for support in restoring jobs and livelihoods, sustained improvements in access to health and education and the creation of entrepreneurial activities especially for women. Building resilience in the hardest-hit urban townships is the core of a joint initiative (the Urban Resilience Project - URP) between UNDP, UN Women and UNHABITAT.

Yangon has always faced challenges associated with rapid urbanization. Following the twin crises of COVID-19 and military takeover, the city's inhabitants face unprecedented new pressures. The poverty rate in Yangon was projected to triple — from 13.7 percent in 2017 to 41.9 percent in 2022 — with the city set to be resident to some of the largest numbers of poor people while needing the highest level of resources to lift people out of poverty<sup>1</sup>. In addition, men and women in Yangon must contend with poor legal protections, limited economic opportunities, inflated costs of living and an unhealthy environment.

To better understand the experiences, challenges and emerging needs of households in Yangon, UNDP and UN Women conducted a baseline survey<sup>2</sup> comparing households in eight townships of Yangon with the remaining townships in Yangon. The study was undertaken to gather empirical evidence to ensure the anticipated activities of the URP are appropriate, and to provide a baseline for future programme monitoring and evaluation.

The survey, conducted over the phone with interviews lasting approximately 20 minutes, involved 3,000 respondents, to whom UNDP and UN Women are sincerely grateful. The survey comprises questions on household finances, employment and livelihoods, safety and security, access to basic services, including health and education. The baseline report provides percentages for the 8 URP townships and for the full sample. The full sample of results is available upon request if there is interest in estimates of the current socio-economic status of the whole of Yangon.

**Map. 1:** The baseline survey coverage: Yangon region

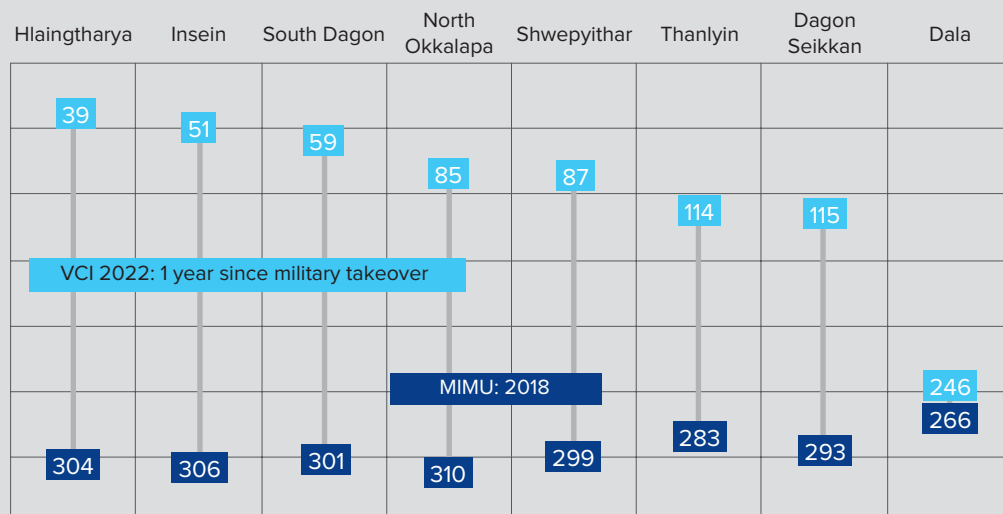


Comparing the survey findings with results from 2017 Myanmar Living Conditions Survey (MLCS) data, the eight URP townships are doing worse than they were five years ago:

- 18 percent of households were more likely to have had someone with a health complaint in the last 30 days;
- URP households were 6 times more likely to have sold assets in the last 12 months to cover health expenses
- URP households were 5 percent more likely to have used charcoal for cooking in the last 12 months
- URP households were twice as likely to have had two days of discontinuity of drinking water in the last two weeks
- 14.7 percent of respondents noticed violence against women by family members in their neighbourhood, compared to 11.4 percent in the rest of Yangon.

In March 2020, immediately prior to the first COVID-19 wave, Yangon was at the top of rankings for many socio-economic indicators according to the World Values Survey. However, in comparison to these results, respondents to the URP baseline survey revealed that households in Yangon are now twice as likely to report they have often gone without safe shelter, have not had cash income or needed medicine or treatment. The significant reversal of fortunes faced by many parts of Yangon is exemplified by indices measuring aspects of vulnerability and security. Figure 1 shows that Hlaingtharya and Insein townships were ranked 304th and 305th respectively (of 330 townships) on the 2018 MIMU index of social and economic vulnerability. They are ranked 39th and 51st on the UNDP-created Vulnerability to Conflict Index (VCI), suggesting high exposure to conflict (technical details on construction of the index can be found in Appendix 3). It should be noted that a high rank in the MIMU index (which lies between 1-330) implies higher entrenched vulnerability among the 330 townships of Yangon. Similarly, a high rank in the VCI (also on a scale of 1-330) reflects higher exposure to the recent outbreak of conflict with implications on jobs, safety, access to health and many other basic needs.

**Figure 1: Rankings in 2018 and 2022 for eight URP townships in Yangon.**



MIMU 2018 1 = Most socially and economically vulnerable 330 = Least socially and economically vulnerable  
 VCI 2022 1 = Most dangerous security situation 330 = Least dangerous security situation

We find that COVID-19 and conflict have had a particularly negative impact on the eight URP townships. They are doing worse on all socio-economic indicators in the survey compared to the rest of Yangon. There is clear evidence of a heightened need for support in the 8 URP target townships. When compared to the rest of Yangon, households in the eight URP townships are:

- More likely to live in a slum (14.2% of URP households compared to 1.2% of households in the rest of Yangon).
- less likely to have access to drinkable water in the dry season (88.9% of households compared to 97.3%).
- earn an average income that is 30 percent lower (369,000 kyat per month compared to 499,000 kyat)
- more likely to be unable to eat nutritious food (27.5% of households compared to 23%)
- more likely to have a household member with a chronic health condition (24% compared to 20.6%)
- more likely to have found accessing health services difficult (50.4% compared to 46.1%).
- 1.8 times more likely to take their children out of school to earn money.
- 1.3 times more likely to owe money to local shops or borrow money for health expenses.
- 1.2 times more likely to eat less due to a lack of money.



## Gendered differences between female and male-headed households

While the baseline survey was designed to examine differences at the household level, differences between men and women respondents did emerge, including:

- Men were much more likely to have done paid work in the last 12 months.
- Men were also slightly more likely to say that access to health services had become more difficult, feel unsafe in and outside their own ward and rate their own lives as bad or very bad.
- Women were more likely to state that they had faced increased caring responsibilities over the last 12 months and that caring responsibilities had meant they were no longer able to do paid work.

Respondents who were not working but would like to work were asked what would help them get a job. Women in the eight URP townships were much more likely than men to mention having a valid ID (21.3 percent compared to 9.5 percent). These findings are complemented by survey findings from UN Women conducted in four of the eight URP townships (Hlaingtharya, Shwepyithar, North Okkalapa and Dala) with 1,750 women in early 2022, which highlighted two key priorities including: access to education and livelihoods skills.

In the eight URP townships, during the last 12 months, one in twenty households (5.0 percent) knew a girl or woman who sought support against domestic violence. The percentage was almost the same (3.7 percent) in the rest of Yangon.

In 10.4 percent of households in URP townships someone had received training or been to workshops raising awareness on ending violence against women and girls. The percentage was lower in the rest of Yangon (7.3 percent).

This baseline survey is one of the benchmarks to help measure the impact of URP. It captures the situation as it currently stands and confirms the priorities for urban interventions focused on responding to the growing needs and vulnerabilities of households. In future years, a follow-up survey may be undertaken to re-evaluate the socio-economic situation in the eight townships compared to the rest of Yangon, permitting impact analysis of any interventions to support households within the townships.



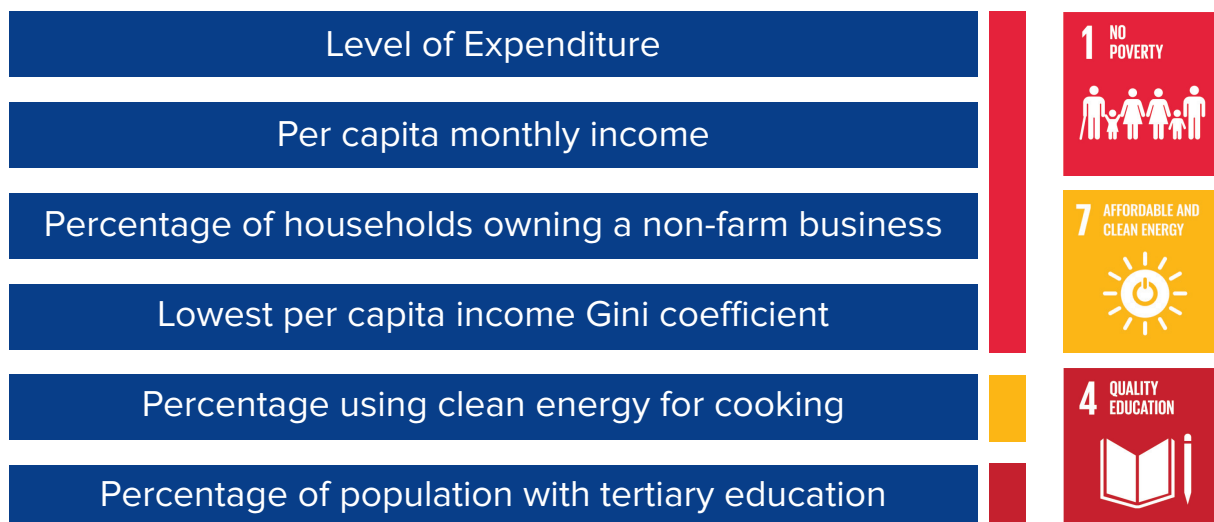
# 1

## Introduction

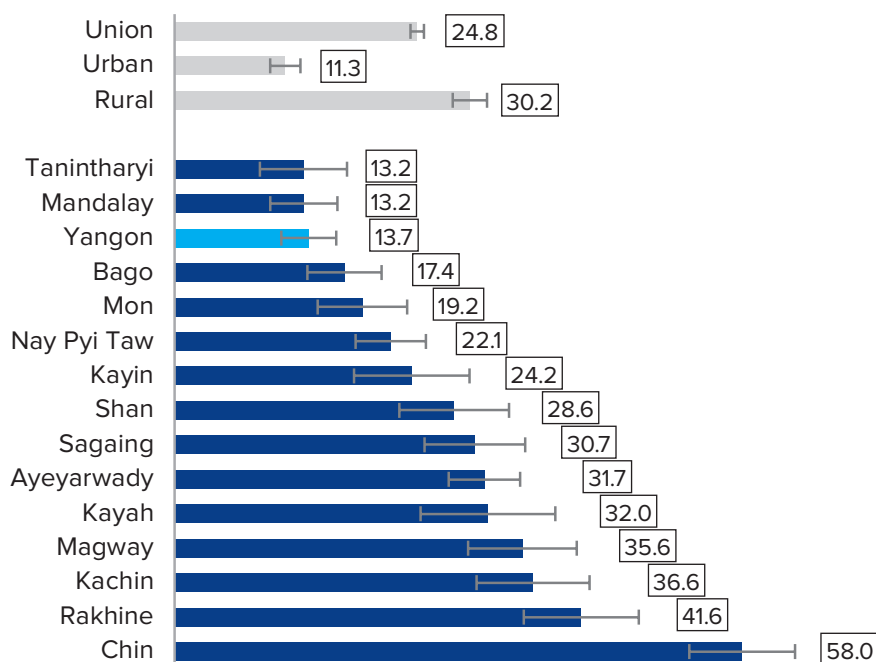
Yangon, Myanmar's largest city and home to approximately seven million people, is the country's commercial capital. It was a city with a vibrant social fabric — characterized by many permanent migrants who found gainful employment, educational opportunities, business prosperity, an educated populace, and a will to implement institutional change by municipal governments.

In 2017, the Myanmar Living Conditions Survey (MLCS) ranked state/region level estimates for many indicators. Yangon was at the top of the rankings — especially among economic indicators (Figure 2) — and had the third lowest poverty rate in the country (Figure 3).

**Figure 2: Indicators where Yangon is ranked Number 1 (of 15), MLCS 2017**



**Figure 3: Poverty rates in 2017, MLCS**



Source: MLCS 2017

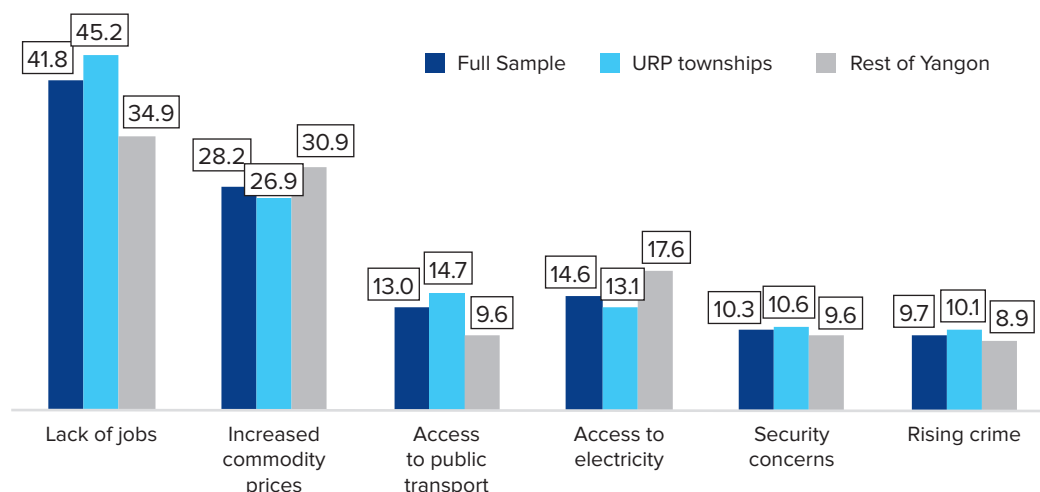
Yangon had the lowest income inequality among states/regions, with a Gini coefficient of 0.45 (MLCS 2017). The wealth that pulled people to make it their home seems to have been widely and evenly dispersed – lifting many households out of poverty.

However, there was always an underclass in Yangon. Some poor people who moved to Yangon in the

hope of a better future ended up living in slums and unplanned housing. Inadequate urban planning twenty years ago created negative consequences for today's urban poor.

Following the military takeover, foreign investors started leaving, leading to closure of manufacturing factories, and the unemployment rate increased. Construction,

**Figure 4: Main problems in the township (percent)**



garment-making, and tourism and hospitality were among the industries hardest hit. The losses in both working hours and employment disproportionately hit women, who accounted for an overwhelming majority of job losses in the garment and tourism and hospitality sectors. Fuel prices and the prices of basic food stuffs skyrocketed. Inevitably, this situation has had negative impacts on the urban poor in Yangon, whose livelihood opportunities have all but disappeared. Yangon is degenerating, with increased poverty and escalating urban violence.

Respondents in the survey were asked about the main problems currently in the township where they live (Figure 4). The lack of work opportunities and rising prices were raised most frequently, with the former mentioned by nearly half of the households in the eight URP townships.

Yangonites were asked their opinion about their own life currently. Table 1 below for the households in the eight URP township shows that most people rated their lives as fair. However, one in three people living in lower income households (33.4 percent) said their current life was bad or very bad.

**Table 1: All in all, how would you currently rate your life? (percent)**

	Good/Very Good	Fair	Bad/Very Bad	Total
<b>8 URP townships</b>	<b>13.2</b>	<b>62.5</b>	<b>24.4</b>	<b>100%</b>
<b>Men</b>	11.7	62.2	26.1	100%
<b>Women</b>	14.3	62.7	23.0	100%
<b>Household monthly income</b>				
<b>Below 200,000 kyat a month</b>	11.1	55.5	33.4	100%
<b>200,00 to 399,000 kyat a month</b>	12.0	64.0	24.0	100%
<b>400,000 and above kyat a month</b>	16.1	65.5	18.4	100%
<b>Lives in planned housing</b>	14.0	63.7	22.3	100%
<b>Lives in unplanned housing</b>	13.2	63.1	23.7	100%
<b>Lives in slum</b>	12.4	58.3	29.3	100%
<b>Household without children</b>	15.6	63.5	20.9	100%
<b>Household with children (0-17)</b>	11.7	61.8	26.5	100%

Source: Socio-economic situation and attitudes to GBV and security, August 2022

## 1.1 Urban Resilience Project: in the context of informal settlements and martial law

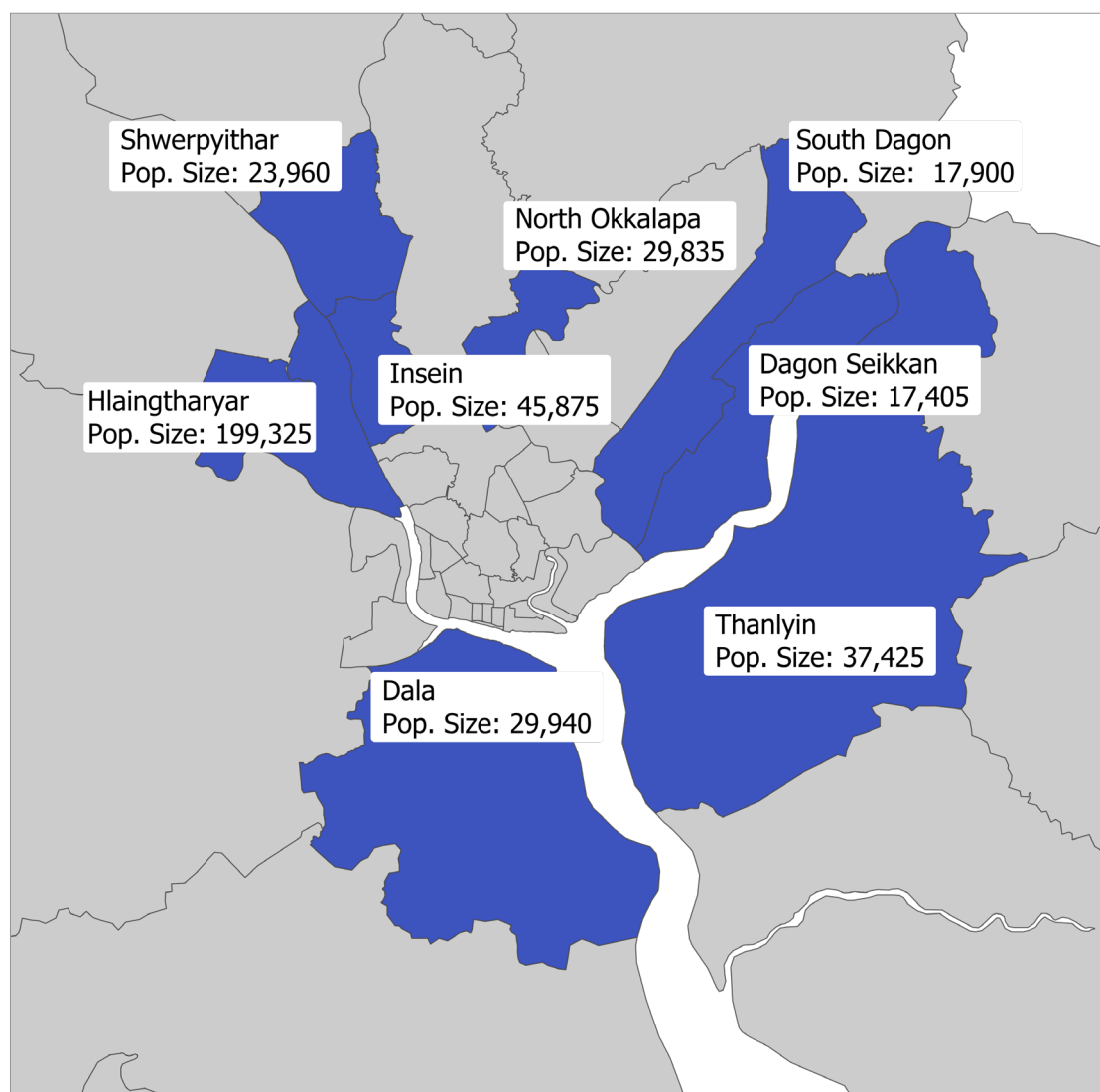
The Urban Resilience Project will strengthen the resilience of the inhabitants in and around informal settlements located in eight townships in Yangon. Interventions in the eight townships will facilitate Community Based Interest Groups to:

- Improve basic services and facilities.
- Upgrade the physical environment of informal settlements.
- Promote livelihoods, skills and job creation.

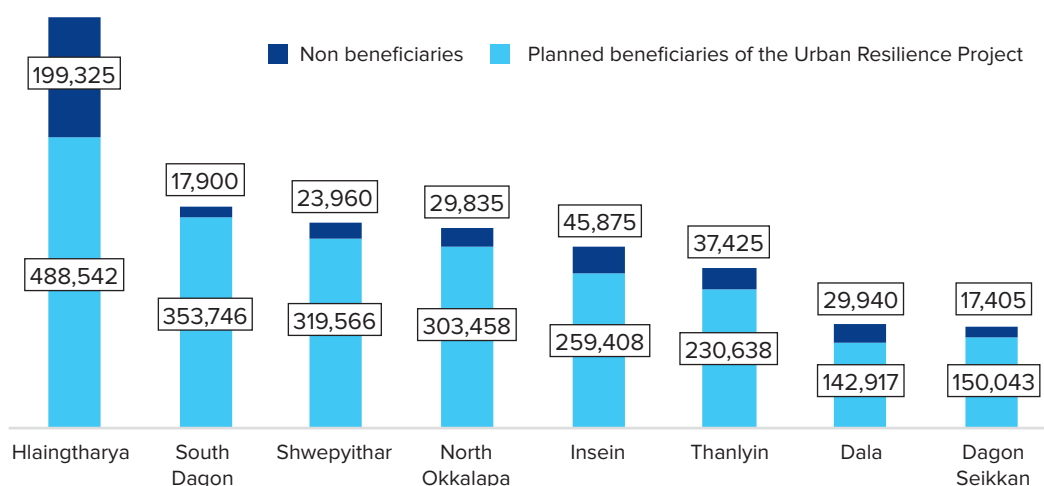
The URP will use a “for community, by communities” approach, enabling local residents to develop a network of community volunteers in their own neighbourhoods. The URP will move towards developing sustainable livelihoods. The total population in the eight townships to be supported by the URP, according to Census 2014, is 2,649,983 people (Map 2). Assuming an average household size of 4.1 (based on this survey data) this equals 646,337 households.

URP will meet urgent needs and provide opportunities, scaling up to half a million vulnerable people in eight townships in Yangon (Figure 5).

**Map 2:** A focus on the eight URP townships



**Figure 5: URP: Number of planned beneficiaries by township**

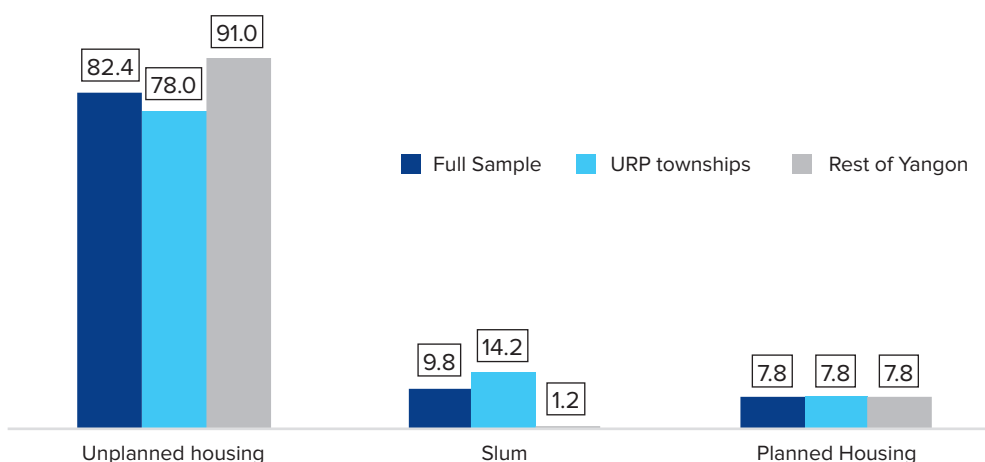


The intended beneficiaries of the URP will include many of those living in Yangon’s slums or informal settlements. 14.2 percent of the households from the eight URP townships live in slum conditions, compared to 1.2 percent in the rest of Yangon (Figure 6). The analysis examined differences between planned housing, unplanned housing and slums. Unplanned housing includes private housing projects where government laws might have been violated and have fallen off the radar of official supervision by the authorities. Slum units are built by households themselves and are not regularised in any way.

Almost two in ten households (17.4 percent) in the URP townships stated they had often or sometimes gone without safe shelter over their head in the last 12 months (Table 2). This was almost double the figure from the World Values Survey<sup>3</sup> (9.0 percent) in 2020 for all of Myanmar. In the eight URP townships, households living in slums, those with lower incomes and those containing children were all at greater risk of going without safe shelter (Table 2).

Five of the eight townships (all except Dala, Insein and Thanlyin) are currently under martial law. While Dala

**Figure 6: Type of housing occupied by respondents (percent)**



Source: Socio-economic situation and attitudes to GBV and security, August 2022

**Table 2: Frequency of living without safe shelter in the last 12 months (percent)**

	Often	Sometimes	Rarely	Never	Total
Full Sample	7.6	7.1	1.8	83.4	100%
8 URP townships	9.2	8.2	1.6	81.0	100%
Rest of Yangon	4.6	4.9	2.3	88.2	100%
<b>8 URP townships</b>					
<b>Household monthly income</b>					
Below 200,000 kyat a month	15.2	11.7	1.6	71.5	100%
200,00 to 399,000 kyat a month	9.3	8.9	2.0	79.9	100%
400,000 and above kyat a month	4.8	4.9	1.2	89.1	100%
<b>Lives in planned housing</b>					
Lives in planned housing	2.5	3.2	1.3	93.0	100%
<b>Lives in unplanned housing</b>					
Lives in unplanned housing	8.1	8.8	1.7	81.4	100%
<b>Lives in slum</b>					
Lives in slum	18.7	7.4	1.4	72.4	100%
<b>Household without children</b>					
Household without children	5.5	6.8	0.9	86.8	100%
<b>Household with children (0-17)</b>					
Household with children (0-17)	11.4	9.0	2.0	77.6	100%

Source: Socio-economic situation and attitudes to GBV and security, August 2022

and Thanlyin had relatively low levels of vulnerability in 2018, job losses during the COVID-19 pandemic and the continued imposition of martial law from early 2021 have exacerbated the vulnerabilities of communities in all the eight townships including the three.

Since the military takeover, violence has affected the industrial suburbs of Hlaingtharya, Shwepyithar, and South Dagon, with protesters killed and more than a dozen factories set on fire. Operations and international orders were suspended and some factories have closed permanently. There has been an exodus of Hlaingtharya’s factory workers back to their

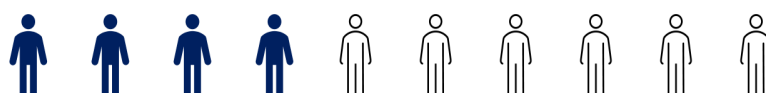
villages. Those who remain are struggling to survive.

Figure 4 above showed that one in ten households cited security concerns as one of the biggest problems in their township and a further one in ten mentioned rising crime levels. The baseline survey captures the significant sense of insecurity with four out of ten men and women stating they do not feel safe in their own neighbourhood during the day (Figure 7).

This sense of insecurity is higher among wealthier households and those living in planned housing (Table 3).

**Figure 7: People in the eight townships do not feel safe in their own neighbourhood during the day**

4 out of 10 men do not feel safe in their own village or ward during the day.



4 out of 10 women do not feel safe in their own village or ward during the day.

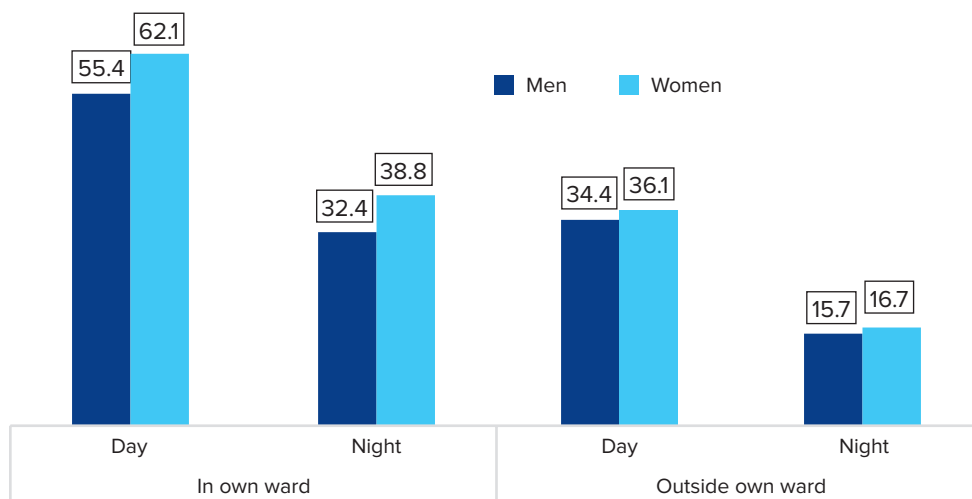


**Table 3: Feel safe in own ward during the day (percent)**

	Yes	No	Total			
Full Sample	58.6	41.4	100%			
8 URP townships	59.2	40.8	100%			
Rest of Yangon	57.3	42.7	100%			
	Full Sample			8 URP townships		
	Yes	No	Total	Yes	No	Total
Men	55.4	44.6	100%	55.4	44.6	100%
Women	61.0	39.0	100%	62.1	37.9	100%
Household monthly income						
Below 200,000 kyat a month	61.7	38.3	100%	61.9	38.1	100%
200,00 to 399,000 kyat a month	58.2	41.8	100%	59.0	41.0	100%
400,000 and above kyat a month	57.0	43.0	100%	57.4	42.6	100%
Lives in planned housing	54.9	45.1	100%	51.6	48.4	100%
Lives in unplanned housing	58.6	41.4	100%	59.5	40.5	100%
Lives in slum	61.4	38.6	100%	61.8	38.2	100%

Source: Socio-economic situation and attitudes to GBV and security, August 2022

**Figure 8: Feels safe in own ward and outside own ward, day and night, by gender (percent)**



Source: Socio-economic situation and attitudes to GBV and security, August 2022



Gender differences are most noticeable when looking at feelings of safety in their own ward (Figure 8).

Within this challenging context the URP will build upon recent best practices from the:

- UNDP Rapid Response Programme (UNDP-RR)
- UN Women pilot project undertaken in four townships in peri-urban Yangon.
- UN-Habitat project Building resilience against COVID-19 through WASH and waste management support in urban informal settlements (BRISC).

The UNDP Rapid Response programme collaborated with community organizers, through community volunteers and community members to provide basic assistance to the highly vulnerable population in Hlaingtharya. This included food and clean drinking water support.

UN Women conducted a Gender Sensitive Resilience Survey in December 2021 in four of the targeted townships, to build a strong understanding and evidence base of the most urgent needs and promising entry points for the URP.

UN Women has also undertaken a pilot on rapid relief and economic empowerment measures for young migrant women who live and work in four of the targeted townships. The pilot identified viable methods, using a mix of digital, personal and collective coaching to reach marginalized women and link them with specialized basic service providers, such as health, food security or psychosocial support. It is also piloting ways to strengthen the collaboration and referral pathways between economic empowerment services, and basic services for women such as GBV and legal services to provide

The UN-Habitat BRISC project is being implemented in eight townships and contributes to improving:

- availability of quality and sufficient quantity of water supply
- access roads to water sources,
- drainage, wastewater channels and culverts,
- solid waste management and promoting a cleaner living environment.

URP will use a 'nexus approach' to ensure that various initiatives undertaken at the humanitarian phase are integrated and transformed into actions that will be embarked on over the medium term.

## 1.2 Outline of the baseline survey methodology

The survey was conducted over the phone with interviews lasting about 20 minutes for each household. Adult men and women aged 18 and above were selected randomly from a list of phone numbers. Phone surveys risk excluding segments of the population that do not have access to phones and those living where mobile coverage is weak, typically poor households.

Two hundred and fifty interviews were taken from each of the eight Urban Resilience Project townships and a further 1,000 interviews from the rest of Yangon. More detail on sampling is found in Appendix 1, including a list of all townships included in the survey. The questionnaire is shown in Appendix 5.

This report attempts to compare the results from this survey with other surveys undertaken since 2017 (Appendix 2). All surveys have differing methodologies and, in trying to tell a comparative story, the limitation of this approach is explicit in the descriptions of the results. The results in the tables were not tested for significance. The analysis is descriptive and, therefore, some caution should be exercised when interpreting the strength of the disaggregated associations.



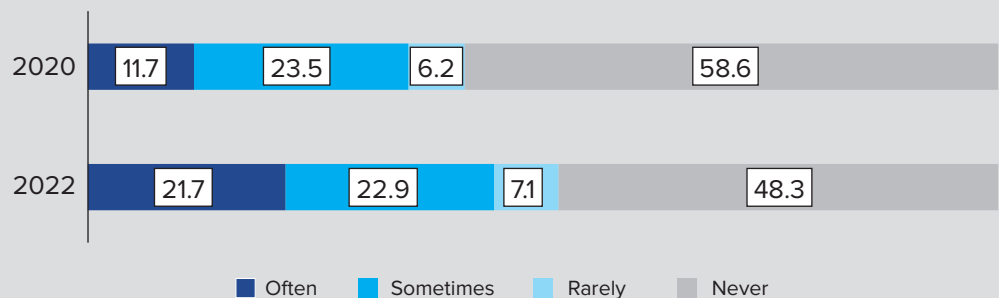
# 2

## Poverty and vulnerability

### 2.1 Falling incomes

In the baseline survey more than a fifth (21.7 percent) of the full sample of households had often gone without a cash income in the last 12 months (Figure 9). World Values Survey from March 2020 for the whole of Myanmar had a much lower percentage (11.7 percent).

**Figure 9: Frequency of going without a cash income in the last 12 months, 2020 & 2022 (percent)**



Source 2022: Socio-economic situation and attitudes to GBV and security, August 2022  
 Source 2020: World Values Survey, March 2020, page 16

The situation is noticeably worse in the eight URP townships than in other parts of Yangon, with close to a quarter having often gone without a cash income (24.1 percent compared to 16.8 percent) (Table 4). Lower income households, households living in slums and households with children were more likely to have often gone without cash income.

While households in the survey show a tendency to be reliant on two or more sources of income, two thirds (66.1 percent) of lower income households in the full

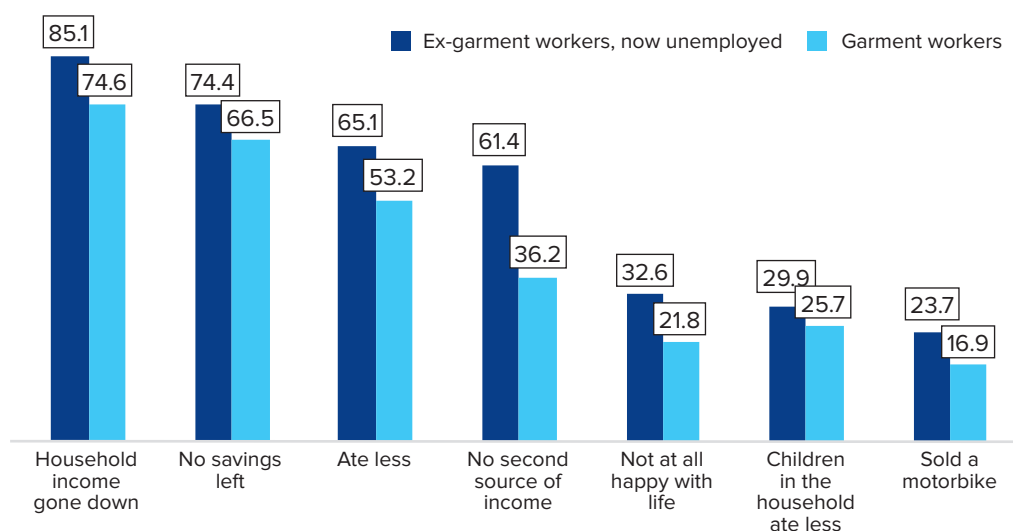
sample are dependent on only one source. Reliance on only one income source is precarious. A recent survey<sup>4</sup> of garment workers in two of the eight URP townships (Hlaingtharya and Shwepyitha) showed that garment workers who lost their jobs are worse off on nearly all indicators (Figure 10). The loss of a job, especially in households with no other income sources can be painful, with a tremendous impact on the well-being of their families and, in some cases, increase the need for humanitarian assistance.

**Table 4: Frequency of going without a cash income in the last 12 months (percent)**

	Often	Sometimes	Rarely	Never	Total
<b>Full Sample</b>	<b>21.7</b>	<b>22.9</b>	<b>7.1</b>	<b>48.3</b>	<b>100%</b>
<b>8 URP townships</b>	<b>24.1</b>	<b>23.5</b>	<b>7.4</b>	<b>45.0</b>	<b>100%</b>
<b>Rest of Yangon</b>	<b>16.8</b>	<b>21.6</b>	<b>6.3</b>	<b>55.3</b>	<b>100%</b>
<b>8 URP townships</b>					
<b>Household monthly income</b>					
<b>Below 200,000 kyat a month</b>	41.6	25.2	5.7	27.5	100%
<b>200,00 to 399,000 kyat a month</b>	25.0	27.1	7.0	41.0	100%
<b>400,000 and above kyat a month</b>	10.7	18.0	9.3	62.0	100%
<b>Lives in planned housing</b>	14.0	14.6	8.9	62.4	100%
<b>Lives in unplanned housing</b>	22.4	24.6	7.5	45.5	100%
<b>Lives in slum</b>	39.2	22.3	6.4	32.2	100%
<b>Household without children</b>	16.0	21.9	8.0	54.1	100%
<b>Household with children (0-17)</b>	29.0	24.5	7.1	39.4	100%

Source: Socio-economic situation and attitudes to GBV and security, August 2022

**Figure 10: Ex-garment workers and current garment workers. Measures of objective and subjective well-being (percent)**



Source: Livelihoods Hanging by a Thread: A Survey of Garments Workers and Firms, UNDP, 2022

Clearly, households are experiencing falling incomes which is resulting in severe coping strategies, including cutting down on food consumption. The Urban Resilience Project aims to address some of the most prevalent urban poverty issues in the selected townships in Yangon. This includes supporting Micro and Small Enterprise development as well as improving income generation and employment opportunities.

## 2.2 Coping with falling incomes: struggling for adequate and nutritious food

A lack of jobs and rising commodity prices are the two major problems mentioned by respondents (Figure 5). Coping strategies for reduced incomes caused by these two issues include cutting back on food purchases and buying cheaper food.

Following the military takeover, the UNOPS-managed Livelihoods and Food Security Fund (LIFT)<sup>5</sup> warned about the rapidly deteriorating food and nutrition security of thousands of impoverished people in peri-urban Yangon. Data from the survey confirms this concern: over 1 in 4 households (26.0 percent) of the full sample of households reported that, during the last 12 months, there was a time when people in their household were unable to eat healthy and nutritious food because of lack of money (Table 5).

Worryingly, more than a third (35.7 percent) of households in the eight URP townships reported eating less in the last 12 months — amounting to roughly 215,000 households (Table 6). Almost a third (30.1 percent) of full sample households with children are unable to eat healthy and nutritious food due to lack of money and over two-fifths of households with children ate less due to lack of resources. The situation in the eight URP townships is worse than in other parts of Yangon.

**Table 5: Households unable to eat healthy and nutritious food due to a lack of money in the last 12 months (percent)**

	Yes	No	Total			
<b>Full Sample</b>	<b>26.0</b>	<b>74.0</b>	<b>100%</b>			
<b>8 URP townships</b>	<b>27.5</b>	<b>72.5</b>	<b>100%</b>			
<b>Rest of Yangon</b>	<b>23.0</b>	<b>77.0</b>	<b>100%</b>			
	<b>Full Sample</b>			<b>8 URP townships</b>		
	Yes	No	Total	Yes	No	Total
<b>Household monthly income</b>						
<b>Below 200,000 kyat a month</b>	38.2	61.8	100%	38.5	61.5	100%
<b>200,000 to 399,000 kyat a month</b>	29.2	70.8	100%	29.9	70.1	100%
<b>400,000 or above kyat a month</b>	15.7	84.3	100%	16.7	83.3	100%
<b>Lives in planned housing</b>	20.0	80.0	100%	21.7	78.3	100%
<b>Lives in unplanned housing</b>	24.9	75.1	100%	26.0	74.0	100%
<b>Lives in slum</b>	39.7	60.3	100%	38.9	61.1	100%
<b>Household without children</b>	19.4	80.6	100%	20.8	79.2	100%
<b>Household with children (0-17)</b>	30.1	69.9	100%	31.4	68.6	100%

Source: Socio-economic situation and attitudes to GBV and security, August 2022

**Table 6: Households ate less due to a lack of resources in the last 12 months (percent)**

	Yes	No	Total			
<b>Full Sample</b>	<b>33.2</b>	<b>66.8</b>	<b>100%</b>			
<b>8 URP townships</b>	<b>35.7</b>	<b>64.3</b>	<b>100%</b>			
<b>Rest of Yangon</b>	<b>28.1</b>	<b>71.9</b>	<b>100%</b>			
	<b>Full Sample</b>			<b>8 URP townships</b>		
	Yes	No	Total	Yes	No	Total
<b>Household monthly income</b>						
<b>Below 200,000 kyat a month</b>	48.9	51.1	100%	50.6	49.4	100%
<b>200,000 to 399,000 kyat a month</b>	37.7	62.3	100%	39.8	60.2	100%
<b>400,000 or above kyat a month</b>	19.6	80.4	100%	20.1	79.9	100%
<b>Lives in planned housing</b>	31.1	68.9	100%	33.1	66.9	100%
<b>Lives in unplanned housing</b>	31.7	68.3	100%	34.0	66.0	100%
<b>Lives in slum</b>	46.8	53.2	100%	46.3	53.7	100%
<b>Household without children</b>	24.9	75.1	100%	27.7	72.3	100%
<b>Household with children (0-17)</b>	38.4	61.6	100%	40.5	59.5	100%

Source: Socio-economic situation and attitudes to GBV and security, August 2022

### 2.3. Coping with falling incomes: more debt and selling assets

Rising prices for rice and other daily necessities are having a profound effect on households in the survey: nearly a fifth (19.9 percent) are currently in debt with grocers or other vendors in their community, rising to almost two-fifths of households living in slums (full sample) (Table 7). This is unsustainable for the households and for the businesses in these areas.

More than half (51.9 percent) of the full sample households living in slums sold assets in the last year (Table 8). This can make recovery challenging if these assets are linked to making a living, for example a motorbike.



**Table 7: Household currently in debt with local vendors in their area (percent)**

	Yes	No	Total			
<b>Full Sample</b>	<b>19.9</b>	<b>80.1</b>	<b>100%</b>			
<b>8 URP townships</b>	<b>22.5</b>	<b>77.5</b>	<b>100%</b>			
<b>Rest of Yangon</b>	<b>14.8</b>	<b>85.2</b>	<b>100%</b>			
	<b>Full Sample</b>			<b>8 URP townships</b>		
	Yes	No	Total	Yes	No	Total
<b>Household monthly income</b>						
<b>Below 200,000 kyat a month</b>	30.4	69.6	100%	32.0	68.0	100%
<b>200,000 to 399,000 kyat a month</b>	23.8	76.2	100%	26.2	73.8	100%
<b>400,000 or above kyat a month</b>	9.8	90.2	100%	11.3	88.7	100%
<b>Lives in planned housing</b>	17.0	83.0	100%	14.0	86.0	100%
<b>Lives in unplanned housing</b>	18.2	81.8	100%	20.7	79.3	100%
<b>Lives in slum</b>	36.9	63.1	100%	37.1	62.9	100%
<b>Household without children</b>	13.5	86.5	100%	15.1	84.9	100%
<b>Household with children (0-17)</b>	24.0	76.0	100%	27.0	73.0	100%

Source: Socio-economic situation and attitudes to GBV and security, August 2022

**Table 8: Household sold assets to make ends meet in the last 12 months (percent)**

	Yes	No	Total			
<b>Full Sample</b>	<b>42.1</b>	<b>57.9</b>	<b>100%</b>			
<b>8 URP townships</b>	<b>43.4</b>	<b>56.6</b>	<b>100%</b>			
<b>Rest of Yangon</b>	<b>39.6</b>	<b>60.4</b>	<b>100%</b>			
	<b>Full Sample</b>			<b>8 URP townships</b>		
	Yes	No	Total	Yes	No	Total
<b>Household monthly income</b>						
<b>Below 200,000 kyat a month</b>	47.5	52.5	100%	49.2	50.8	100%
<b>200,000 to 399,000 kyat a month</b>	45.2	54.8	100%	45.1	54.9	100%
<b>400,000 or above kyat a month</b>	35.8	64.2	100%	37.1	62.9	100%
<b>Lives in planned housing</b>	36.2	63.8	100%	33.1	66.9	100%
<b>Lives in unplanned housing</b>	41.5	58.5	100%	42.8	57.2	100%
<b>Lives in slum</b>	51.9	48.1	100%	51.9	48.1	100%
<b>Household without children</b>	33.9	66.1	100%	34.0	66.0	100%
<b>Household with children (0-17)</b>	47.3	52.7	100%	49.0	51.0	100%

Source: Socio-economic situation and attitudes to GBV and security, August 2022

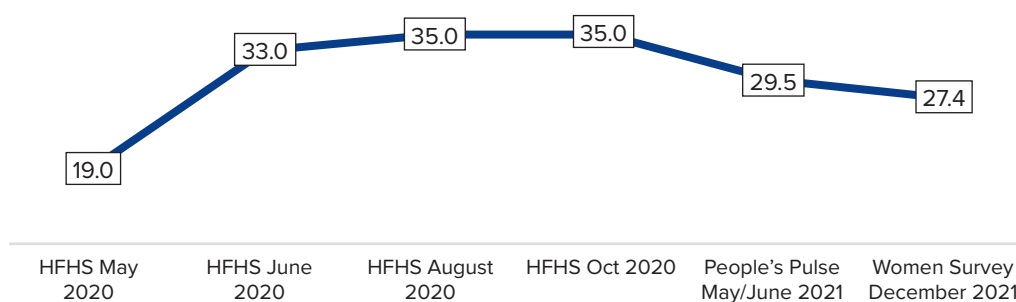
## 2.4. Making up the shortfall with informal loans risk exploitation

Data from previous surveys suggest that borrowing money to make up for the financial shortfall faced by many households rose during the COVID-19 pandemic but then dropped off slightly following the political unrest (Figure 11). Some of the reduction in borrowing has been brought about by restrictions on the supply side, with new bank loans to households and businesses largely unavailable and access to credit in Myanmar in a state of paralysis.<sup>6</sup>

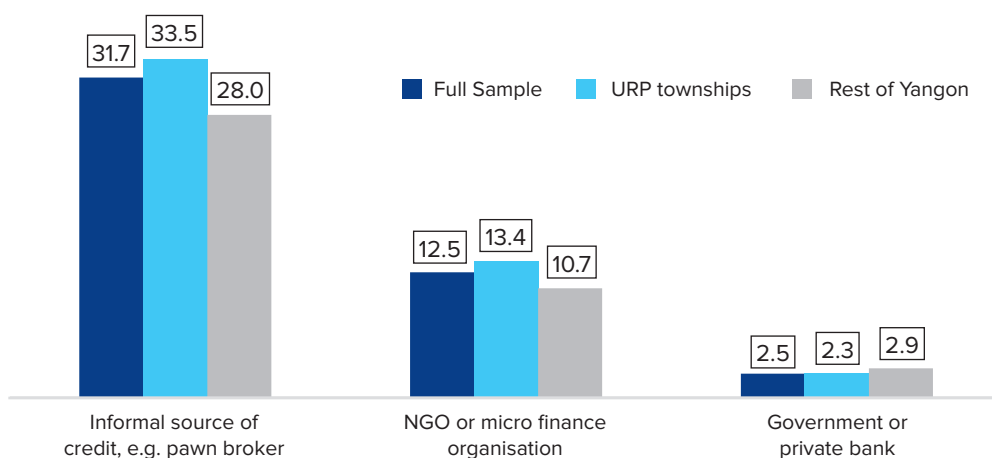
In the last 12 months, 31.7 percent of households in the full sample had borrowed money from an informal source, such as pawn brokers. Virtually no households (2.5 percent) had taken a loan from a government or private bank (Figure 12). People living in the URP townships were the most likely to have taken an informal loan (33.5 percent).

40.7 percent of households living in slums (full sample) had taken an informal loan, placing them at greater risk of being in long term debt and having to pay extortionate interest payments (Table 9).

**Figure 11: Took loan from financial institution or money-lender, 2020 to 2021 (percent)**



**Figure 12: Took out a loan in the last 12 months by source of loan (percent)**



Source: Socio-economic situation and attitudes to GBV and security, August 2022

**Table 9: Taken an informal loan in the last 12 months (percent)**

	Full Sample			8 URP townships		
	Yes	No	Total	Yes	No	Total
<b>Household monthly income</b>						
<b>Below 200,000 kyat a month</b>	40.5	59.5	100%	41.2	58.8	100%
<b>200,000 to 399,000 kyat a month</b>	34.6	65.4	100%	36.0	64.0	100%
<b>400,000 or above kyat a month</b>	23.7	76.3	100%	25.1	74.9	100%
<b>Lives in planned housing</b>	28.5	71.5	100%	27.4	72.6	100%
<b>Lives in unplanned housing</b>	30.9	69.1	100%	33.0	67.0	100%
<b>Lives in slum</b>	40.7	59.3	100%	39.9	60.1	100%
<b>Household without children</b>	23.8	76.2	100%	24.3	75.7	100%
<b>Household with children (0-17)</b>	36.7	63.3	100%	39.1	60.9	100%

Source: Socio-economic situation and attitudes to GBV and security, August 2022

Currently 16.0 percent of households in the eight URP townships are saving some money - on average, a fifth of their household income. However, only 7.5 percent of full sample households living in slums managed to save any money in the last 12 months. Households in the eight URP townships were less likely to save than people living outside those areas. (Table 10).

The URP is planning to create groups of people, predominantly women, to pool savings to have a source of lending funds, strengthening community resilience. It will also support the development of Savings and Credit groups, improving access to capital resources. Savings and credit groups will address immediate cash requirements for vulnerable community members and be an important source of funding for Micro, Small and Medium Enterprises.

**Table 10: Saved money in the last 12 months (percent)**

	Yes	No	Total			
<b>Full Sample</b>	<b>17.7</b>	<b>82.3</b>	<b>100%</b>			
<b>8 URP townships</b>	<b>16.0</b>	<b>84.0</b>	<b>100%</b>			
<b>Rest of Yangon</b>	<b>21.0</b>	<b>79.0</b>	<b>100%</b>			
	Full Sample			8 URP townships		
	Yes	No	Total	Yes	No	Total
<b>Household monthly income</b>						
<b>Below 200,000 kyat a month</b>	8.9	91.1	100%	8.4	91.6	100%
<b>200,000 to 399,000 kyat a month</b>	11.8	88.2	100%	10.6	89.4	100%
<b>400,000 or above kyat a month</b>	28.6	71.4	100%	28.0	72.0	100%
<b>Lives in planned housing</b>	20.4	79.6	100%	20.4	79.6	100%
<b>Lives in unplanned housing</b>	18.7	81.3	100%	17.2	82.8	100%
<b>Lives in slum</b>	7.5	92.5	100%	7.1	92.9	100%
<b>Household without children</b>	21.7	78.3	100%	20.9	79.1	100%
<b>Household with children (0-17)</b>	15.1	84.9	100%	13.1	86.9	100%

Source: Socio-economic situation and attitudes to GBV and security, August 2022





# 3

## Employment and livelihoods

### 3.1. Jobs: a critical need

When asked about the biggest problems in their townships, nearly half of the respondents in the eight URP townships (45.2 percent) mentioned the lack of jobs, rising to more than half (51.8 percent) among households with low incomes (Table 11).

**Table 11: Mentioned lack of jobs as one of the main problems in their township (percent)**

	No	Yes	Total			
<b>Full Sample</b>	<b>58.2</b>	<b>41.8</b>	<b>100%</b>			
<b>8 URP townships</b>	<b>54.8</b>	<b>45.2</b>	<b>100%</b>			
<b>Rest of Yangon</b>	<b>65.1</b>	<b>34.9</b>	<b>100%</b>			
	<b>Full Sample</b>			<b>8 URP townships</b>		
	No	Yes	Total	No	Yes	Total
<b>Household monthly income</b>						
<b>Below 200,000 kyat a month</b>	51.8	48.2	100%	48.2	51.8	100%
<b>200,000 to 399,000 kyat a month</b>	54.3	45.7	100%	50.7	49.3	100%
<b>400,000 or above kyat a month</b>	65.7	34.3	100%	64.2	35.8	100%
<b>Lives in planned housing</b>	66.8	33.2	100%	63.1	36.9	100%
<b>Lives in unplanned housing</b>	58.4	41.6	100%	55.0	45.0	100%
<b>Lives in slum</b>	49.5	50.5	100%	48.8	51.2	100%
<b>Household without children</b>	63.4	36.6	100%	59.7	40.3	100%
<b>Household with children (0-17)</b>	54.9	45.1	100%	51.8	48.2	100%

Source: Socio-economic situation and attitudes to GBV and security, August 2022

Three quarters of respondents (76.8 percent) in the URP townships had worked for a wage, salary, commission, tips or any other pay in the last 12 months – slightly below the rest of Yangon (79.4 percent). About 15.7 percent of respondents said they are unemployed as they cannot find work.

Those not working but would like to work (if they can find one) were asked what would help them get a job. The three main responses were having the appropriate level of education, money to help find a job and Identification Documents (Table 12). Women in the eight URP townships were much more likely than men to mention having an ID (21.3 percent compared to 9.5 percent).

**Table 12: Mentioned these factors would help them get a job (percent)**

	Appropriate education	Money to set up a business	ID			
<b>Full Sample</b>	<b>23.0</b>	<b>18.1</b>	<b>15.7</b>			
<b>8 URP townships</b>	<b>21.1</b>	<b>18.5</b>	<b>18.5</b>			
<b>Rest of Yangon</b>	<b>27.7</b>	<b>17.0</b>	<b>8.9</b>			
	<b>Full Sample</b>			<b>8 URP townships</b>		
	Appropriate education	Money	ID	Appropriate education	Money	ID
<b>Men</b>	21.3	17.0	9.6	19.5	19.0	9.5
<b>Women</b>	23.6	18.4	17.7	21.7	18.4	21.3

Source: Socio-economic situation and attitudes to GBV and security, August 2022

ID includes National Registration Card, Proof of Residency Letter, Driving License and Family Registration Forms.

Multiple answers possible.

URP aims to implement cash-for-work projects to stabilise household incomes, bolstering social safety nets and alleviating the ongoing difficulties. Cash-for-work will be geared towards the most vulnerable people and those who have had no recent opportunity to work.

### 3.2. A way out of poverty: businesses owned by households

In addition to paid work, households were asked if it had a business. Owning a household business is associated with lower poverty levels. Non-poor

households are 68.8 percent more likely than poor households to operate a household business.<sup>7</sup>

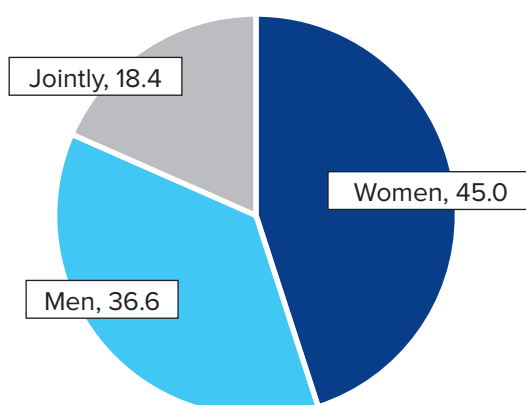
Nearly half (46.0 percent) of households in the full sample owned a business, with households living in slums being least likely to be running a business (39.0 percent) (Table 13). Women are the sole owners of 45.0 percent of household businesses (Figure 13).

Respondents were asked “if you or your household wanted to set up a business what are the main things or skills you need help with?” Table 14 shows that money is the main need, mentioned by 93.4 percent of households in the 8 URP townships.

**Table 13: Household owns a non-farm business (percent)**

	Yes	No	Total			
Full Sample	46.0	54.0	100%			
8 URP townships	44.6	55.4	100%			
Rest of Yangon	49.2	50.8	100%			
	Full Sample			8 URP townships		
	Yes	No	Total	Yes	No	Total
Household monthly income						
Below 200,000 kyat a month	46.5	53.5	100%	42.8	57.2	100%
200,000 to 399,000 kyat a month	41.4	58.6	100%	39.1	60.9	100%
400,000 or above kyat a month	50.4	49.6	100%	51.6	48.4	100%
Lives in planned housing	42.1	57.9	100%	42.7	57.3	100%
Lives in unplanned housing	47.2	52.8	100%	45.6	54.4	100%
Lives in slum	39.0	61.0	100%	38.5	61.5	100%
Household without children	41.3	58.7	100%	41.1	58.9	100%
Household with children (0-17)	49.0	51.0	100%	46.4	53.6	100%

**Figure 13: Gender of the owner of the household business (percent)**



Source: Socio-economic situation and attitudes to GBV and security, August 2022

**Table 14: Main needs to set up a business (percent)**

	Full Sample	8 URP townships	Rest of Yangon
Money to start up the business	92.9	93.4	92.0
Money to buy/hire a premises	8.7	8.2	9.8
IT training	7.3	6.2	9.6
Accounting training	5.9	4.8	8.2
Publicity/marketing training	7.9	6.1	11.3

Source: Socio-economic situation and attitudes to GBV and security, August 2022  
Multiple answers possible.

To promote economic diversification and income generation, the URP aims to support Micro and Small Enterprise development in the eight townships, with a particular focus on youth and women's economic empowerment. The URP will provide training that will support business groups/individuals to generate ideas for products or services that are innovative and have market potential.

### 3.3. Caring responsibilities: a barrier to work

Economic insecurity will have a particular snowball effect on the lives of women and girls for years to come. What is known from previous emergencies is that increased unemployment tends to encourage people to revert to traditional gender roles. Often

**Table 15: Increased need to care for children, the elderly or others in the household in the last 12 months (percent)**

	Yes	No	Total			
Full Sample	38.0	62.0	100%			
8 URP townships	38.6	61.4	100%			
Rest of Yangon	36.8	63.2	100%			
	Full Sample			8 URP townships		
	Yes	No	Total	Yes	No	Total
Men	35.6	64.4	100%	36.2	63.8	100%
Women	39.8	60.2	100%	40.3	59.7	100%
Household monthly income						
Below 200,000 kyat a month	40.3	59.7	100%	41.6	58.4	100%
200,000 to 399,000 kyat a month	38.9	61.1	100%	38.9	61.1	100%
400,000 or above kyat a month	35.7	64.3	100%	36.1	63.9	100%
Lives in planned housing	37.4	62.6	100%	38.2	61.8	100%
Lives in unplanned housing	37.3	62.7	100%	37.8	62.2	100%
Lives in slum	44.1	55.9	100%	43.1	56.9	100%
Household without children	32.3	67.7	100%	31.5	68.5	100%
Household with children (0-17)	41.6	58.4	100%	42.8	57.2	100%

Source: Socio-economic situation and attitudes to GBV and security, August 2022

unemployed men are favoured in the hiring process when jobs are scarce, forcing unemployed women to take on more household and care work.

Almost two fifths (38.0 percent) of respondents reported that, during the last 12 months, there has been a significant increase in their caring responsibilities (Table 15). Women in lower income households, those living in slums and households with children were the most likely to report an increased need.

When asked who had taken on most of this extra care, there is a large divergence of views between men and women (Table 16). Women almost unanimously state that a woman in the household has taken on the extra care responsibilities. Men's views differ quite widely.

Almost a third (31.0 percent) of women in the full sample reported that they are no longer able to do paid work due to the increased caring responsibilities (Table 17). A similar percentage (29.2 percent) was seen in the UNDP and UN Women Gender Survey undertaken nine months earlier<sup>8</sup>.

**Table 16: Gender of person who has taken on the extra caring (percent)**

	Men	Women	Total			
<b>Full Sample</b>	<b>23.8</b>	<b>76.2</b>	<b>100%</b>			
<b>8 URP townships</b>	<b>23.9</b>	<b>76.1</b>	<b>100%</b>			
<b>Rest of Yangon</b>	<b>23.6</b>	<b>76.4</b>	<b>100%</b>			
	<b>Full Sample</b>			<b>8 URP townships</b>		
	Men	Women	Total	Men	Women	Total
<b>Men</b>	46.3	53.7	100%	45.3	54.7	100%
<b>Women</b>	8.4	91.6	100%	9.0	91.0	100%
<b>Lives in planned housing</b>	28.4	71.6	100%	33.3	66.7	100%
<b>Lives in unplanned housing</b>	22.8	77.2	100%	22.4	77.6	100%
<b>Lives in slum</b>	27.7	72.3	100%	26.2	73.8	100%
<b>Household without children</b>	27.9	72.1	100%	27.1	72.9	100%
<b>Household with children (0-17)</b>	21.8	78.2	100%	22.4	77.6	100%

Source: Socio-economic situation and attitudes to GBV and security, August 2022

**Table 17: No longer able to do paid work due to caring responsibilities (percent)**

	Yes	No	Total			
<b>Full Sample</b>	<b>28.9</b>	<b>71.1</b>	<b>100%</b>			
<b>8 URP townships</b>	<b>31.1</b>	<b>68.9</b>	<b>100%</b>			
<b>Rest of Yangon</b>	<b>24.2</b>	<b>75.8</b>	<b>100%</b>			
	<b>Full Sample</b>			<b>8 URP townships</b>		
	Yes	No	Total	Yes	No	Total
<b>Men</b>	25.8	74.2	100%	28.2	71.8	100%
<b>Women</b>	31.0	69.0	100%	33.2	66.8	100%
<b>Household monthly income</b>						
<b>Below 200,000 kyat a month</b>	36.5	63.5	100%	39.9	60.1	100%
<b>200,000 to 399,000 kyat a month</b>	30.5	69.5	100%	31.3	68.7	100%
<b>400,000 or above kyat a month</b>	22.4	77.6	100%	23.7	76.3	100%
<b>Lives in planned housing</b>	29.5	70.5	100%	31.7	68.3	100%
<b>Lives in unplanned housing</b>	27.1	72.9	100%	29.0	71.0	100%
<b>Lives in slum</b>	40.8	59.2	100%	41.0	59.0	100%
<b>Household without children</b>	19.6	80.4	100%	22.9	77.1	100%
<b>Household with children (0-17)</b>	33.5	66.5	100%	34.8	65.2	100%

Source: Socio-economic situation and attitudes to GBV and security, August 2022



# 4

## Gender Based Violence in the townships

Twelve months ago, UN Secretary-General António Guterres warned of a “shadow pandemic” of violence against women — a by-product of COVID-19 lockdown measures. Research conducted by UN Women, based on survey data from 13 countries, shows that almost one in two women reported that they or a woman they know experienced a form of violence since the start of the pandemic.<sup>9</sup> These are stark figures considering that Gender Based Violence is often under-reported.

The pandemic and the military takeover have created conditions that can aggravate tensions at home. Families are confined to their homes, facilitating surveillance, weakening the usual restraints on violent or abusive behaviour and making escape from abuse much more difficult.

Job loss and reduced income can lead to men feeling inadequate in their socially prescribed role as breadwinners. When asked about how they currently rate their own lives, men are more likely to state their lives are bad or very bad — particularly in the eight URP townships (26.1 percent) (Table 18).

Deep-rooted gender stereotypes also impact women’s ability to talk about abuse and leave violent relationships. Being a ‘good mother’ and a ‘good wife’ involves tolerating manifestations of stress from partners, children and parents.

Since COVID-19 began, the number of domestic violence complaints has risen. The Akhaya Women Organisation stated that case reports increased by over seven-fold during lockdown — most of which are domestic violence cases.<sup>10</sup>

In the eight URP townships, during the last 12 months, 14.7 percent of respondents noticed violence against women by family members in their neighbourhood and 5.0 percent knew a girl or woman who had sought support against domestic violence (Table 19).

In 10.4 percent of households someone had received training or been to workshops about how to be more aware of violence against women.

Based on the key findings from the mapping UN Women conducted in early 2022 of women’s access to justice in peri-urban communities in Yangon, it is initiating an intervention focused on GBV and legal services. As part of this intervention, UN Women is identifying the service needs of women entrepreneurs and survivors, strengthening GBV referral pathways and services, and enhancing the capacity of business accelerators to connect women entrepreneurs to GBV referral pathways, whilst simultaneously strengthening their relationships with GBV service providers.

Building on the above, the URP aims to prevent violence against women and girls by empowering groups at greater risk of violence, such as adolescent girls and ethnic minority women, and engage strategically with boys and men as well as traditional and faith-based leaders to prevent violence. Activities would include:

- Improve referrals to GBV services, such as legal assistance, psychosocial counselling, and health care.
- Support innovative approaches to ending violence.
- Promote advocacy initiatives to raise awareness about violence against women and girls. For example, local radio stations could be recommended to develop an awareness section on protection of women’s rights, which could be aired in various local languages.

**Table 18: Currently rate their life as bad or very bad (percent)**

	Men	Women	Overall
Full sample	25.7	22.1	23.6
8 URP townships	26.1	23.0	24.4
Rest of Yangon	24.7	20.2	22.1

**Table 19: Measures of gender based violence by location (percent)**

	Noticed violence			Knew women/girl sought support			Someone in household received GBV awareness training		
	Yes	No	Total	Yes	No	Total	Yes	No	Total
Full Sample	13.6	86.4	100%	4.6	95.4	100%	9.4	90.6	100%
8 URP townships	14.7	85.3	100%	5.0	95.0	100%	10.4	89.6	100%
Rest of Yangon	11.4	88.6	100%	3.7	96.3	100%	7.3	92.7	100%

Source: Socio-economic situation and attitudes to GBV and security, August 2022





# 5

## Access to services

### 5.1. Health: Strengthening basic services

Results from the survey show that residents in the URP townships are more prone to illness now than they were five years ago when the Myanmar Living Conditions Survey 2017 took place. Currently almost half of respondents (48.1 percent) in the eight townships said a household member had suffered from a complaint in the last 30 days (Table 20). In 2017, this figure was 30.7 percent.

Households in the eight URP townships were more likely to be suffering from a health complaint than other parts of Yangon and more than half (55.3 percent) of Yangonites living in slums reported a household member suffering from a health complaint.

**Table 20: Household member suffered from injury or health complaint in the last 30 days (percent)**

	Yes	No	Total			
Full Sample	46.6	53.4	100%			
8 URP townships	48.1	51.9	100%			
Rest of Yangon	43.6	56.4	100%			
	Full Sample			8 URP townships		
	Yes	No	Total	Yes	No	Total
<b>Household monthly income</b>						
Below 200,000 kyat a month	52.6	47.4	100%	52.9	47.1	100%
200,000 to 399,000 kyat a month	48.6	51.4	100%	50.4	49.6	100%
400,000 or above kyat a month	41.1	58.9	100%	42.2	57.8	100%
<b>Lives in planned housing</b>	45.1	54.9	100%	43.9	56.1	100%
<b>Lives in unplanned housing</b>	45.7	54.3	100%	47.2	52.8	100%
<b>Lives in slum</b>	55.3	44.7	100%	55.1	44.9	100%
<b>Household without children</b>	40.2	59.8	100%	41.3	58.7	100%
<b>Household with children (0-17)</b>	50.7	49.3	100%	52.2	47.8	100%

Source: Socio-economic situation and attitudes to GBV and security, August 2022

In those households where someone had suffered from an injury or health complaint in the last 30 days, about three-fifths of households (59.9 percent) had people who went to a doctor or hospital for the most serious complaint in the last 30 days, with poorer households less likely to have visited a medical practitioner (Table 21).

Following the military takeover thousands of doctors refused to work and left jobs in government facilities. Many began offering their services free at private

hospitals. Attacks on health care workers have become a prominent feature of the takeover and Myanmar is one of the most dangerous places in the world to be a health worker.<sup>11</sup> The survey provides evidence of Yangonites' reliance on private health care, with the vast majority (86.9 percent of full sample) of health care sought in Yangon currently undertaken in private facilities. Since COVID-19 began in March 2020 only 2.5 percent of households had obtained online consultations with government services.

**Table 21: Household member went to doctor or hospital for the most serious health complaint in last 30 days (percent)**

	Yes	No	Total
Full Sample	59.9	40.1	100%
8 URP townships	59.2	40.8	100%
Rest of Yangon	61.7	38.3	100%
<b>Household monthly income</b>			
Below 200,000 kyat a month	54.5	45.5	100%
200,000 to 399,000 kyat a month	60.6	39.4	100%
400,000 or above kyat a month	63.0	37.0	100%

Source: Socio-economic situation and attitudes to GBV and security, August 2022

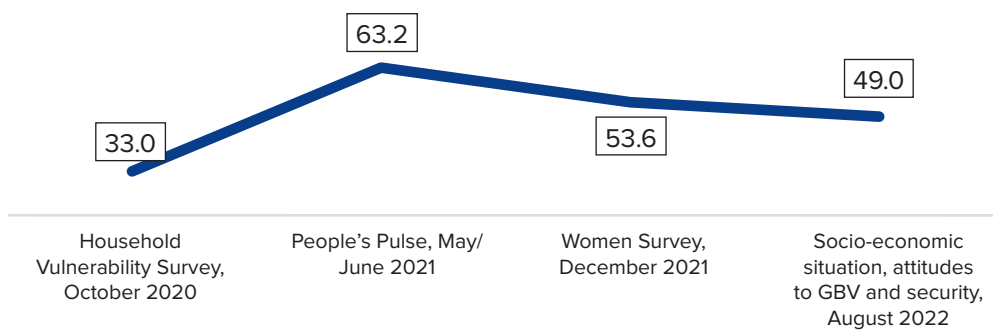
Recent challenges in accessing healthcare in Yangon are well evidenced. Surveys undertaken since the takeover reveal women’s perceptions of difficulties in accessing health services (Figure 14). While reported difficulties peaked in the early aftermath of the takeover (May/June 2021), difficulties have continued, with this most recent survey finding close to half of women reporting accessing health services had become more difficult in the last month. Notably, this baseline survey found that three-fifths (58.6 percent) of the full sample’s low-income households found access to health services more difficult in the last 12 months.

When asked why access to health services had become more difficult, three quarters of the full sample (75.1

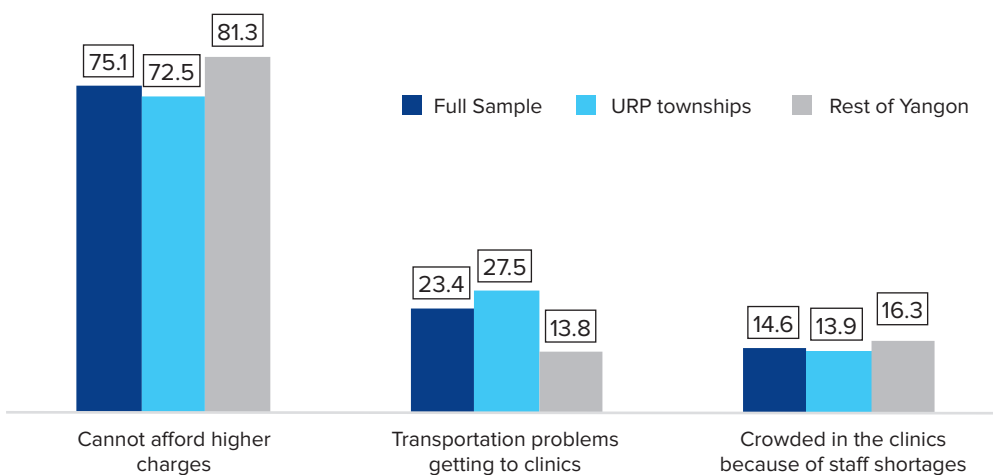
percent) mentioned they could not afford the higher charges for health services (Figure 15). Respondents living in the URP townships were the most likely to cite transportation difficulties (27.5 percent).

The increasing difficulties that respondents face in paying for health services is supported by comparison with MLCS 2017. Now, more households are having to borrow money or sell assets to cover health expenses (Figure 16). Table 22 shows that lower income households, people living in slums and households with children are more likely to borrow money to cover health expenses than others. The survey also found same patterns in relation to households selling assets to cover health expenses.

**Figure 14: Women stating that access to health services has become more difficult in the last month, 2020 to 2022 (percent)**

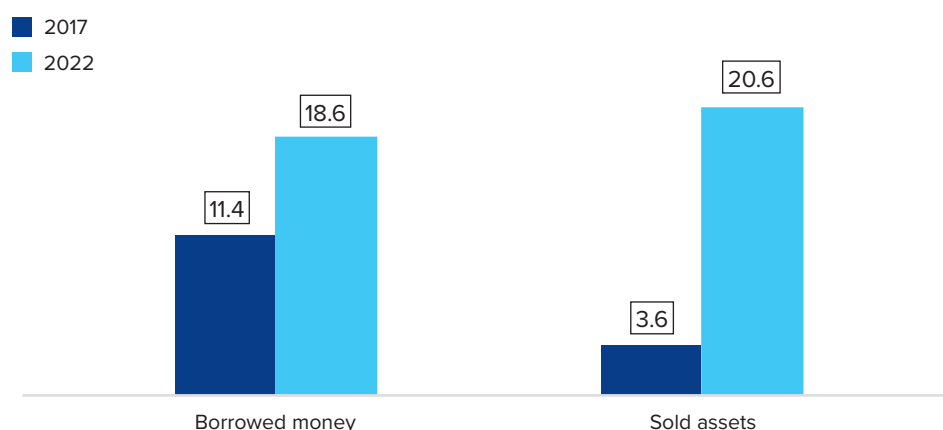


**Figure 15: Reasons why access to health services more difficult than before (percent)**



Source: Socio-economic situation and attitudes to GBV and security, August 2022

**Figure 16: Coping strategies to cover health expenses, 2017 & 2022 (percent)**



Source: Socio-economic situation and attitudes to GBV and security, August 2022

**Table 22: Borrowed money to cover health expenses in the last 12 months (percent)**

	Yes	No	Total			
<b>Full Sample</b>	<b>18.6</b>	<b>81.4</b>	<b>100%</b>			
<b>8 URP townships</b>	<b>20.6</b>	<b>79.4</b>	<b>100%</b>			
<b>Rest of Yangon</b>	<b>14.5</b>	<b>85.5</b>	<b>100%</b>			
	<b>Full Sample</b>			<b>8 URP townships</b>		
	Yes	No	Total	Yes	No	Total
<b>Household monthly income</b>						
<b>Below 200,000 kyat a month</b>	24.1	75.9	100%	26.2	73.8	100%
<b>200,000 to 399,000 kyat a month</b>	22.4	77.6	100%	23.5	76.5	100%
<b>400,000 or above kyat a month</b>	11.5	88.5	100%	13.2	86.8	100%
<b>Lives in planned housing</b>	14.0	86.0	100%	14.0	86.0	100%
<b>Lives in unplanned housing</b>	17.9	82.1	100%	19.9	80.1	100%
<b>Lives in slum</b>	28.1	71.9	100%	28.3	71.7	100%
<b>Household without children</b>	13.6	86.4	100%	14.7	85.3	100%
<b>Household with children (0-17)</b>	21.7	78.3	100%	24.2	75.8	100%

Source: Socio-economic situation and attitudes to GBV and security, August 2022

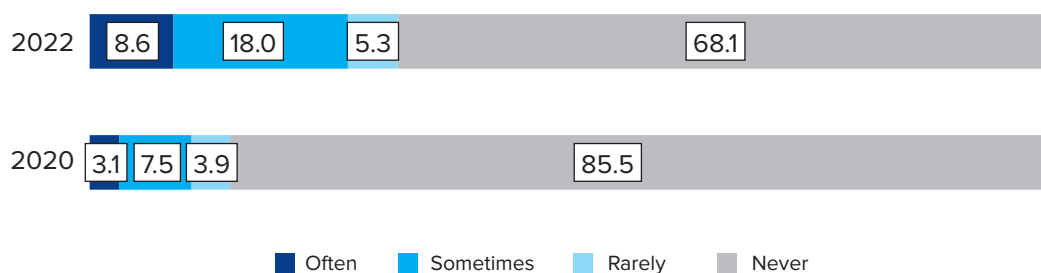
Over one quarter (26.6 percent) of respondents stated that they or their family had often or sometimes gone without needed medicine or treatment compared to 10.6 percent in March 2020 in the World Values Survey for Myanmar (Figure 17).

Almost a quarter (22.8 percent) of households reported having a person with a chronic health condition, increasing slightly to 24.0 percent in the URP townships (Table 23).

The main conditions mentioned were:

- Diabetes (35.3 percent)
- High blood pressure (24.8 percent)
- Heart disease (18.8 percent).

**Figure 17: Frequency of going without needed medicine or treatment in the last 12 months, 2020 & 2022 (percent)**



Source 2022: Socio-economic situation and attitudes to GBV and security, August 2022  
 Source 2020: World Values Survey, March 2020, page 16

**Table 23: Household member has a chronic health condition (percent)**

	Yes	No	Total
Full Sample	22.8	77.2	100%
8 URP townships	24.0	76.0	100%
Rest of Yangon	20.6	79.4	100%

Source: Socio-economic situation and attitudes to GBV and security, August 2022

Given the challenges around accessing health services in the URP townships the joint project aims to develop a tele-health platform. This will be complemented by training and deploying community health workers who will also serve to link remote and disadvantaged groups to access health care through the tele-health platform.

## 5.2. Education: Strengthening basic services

Respondents to the survey from the eight URP townships were less likely to have been educated to high school level and above compared to those from the rest of Yangon (36.3 percent and 48.3 percent respectively) (Table 24). Table 24 shows a clear association between higher education levels and higher income. A slightly higher proportion of women have a higher level of education. Less than a quarter (23.4 percent) of the respondents living in slum conditions had finished high school.

Schools in Yangon were first shut down at the start of 2020 due to the COVID-19 pandemic. They were hit by further turmoil after the military takeover, with many students and teachers boycotting state-run schools as part of the Civil Disobedience Movement.

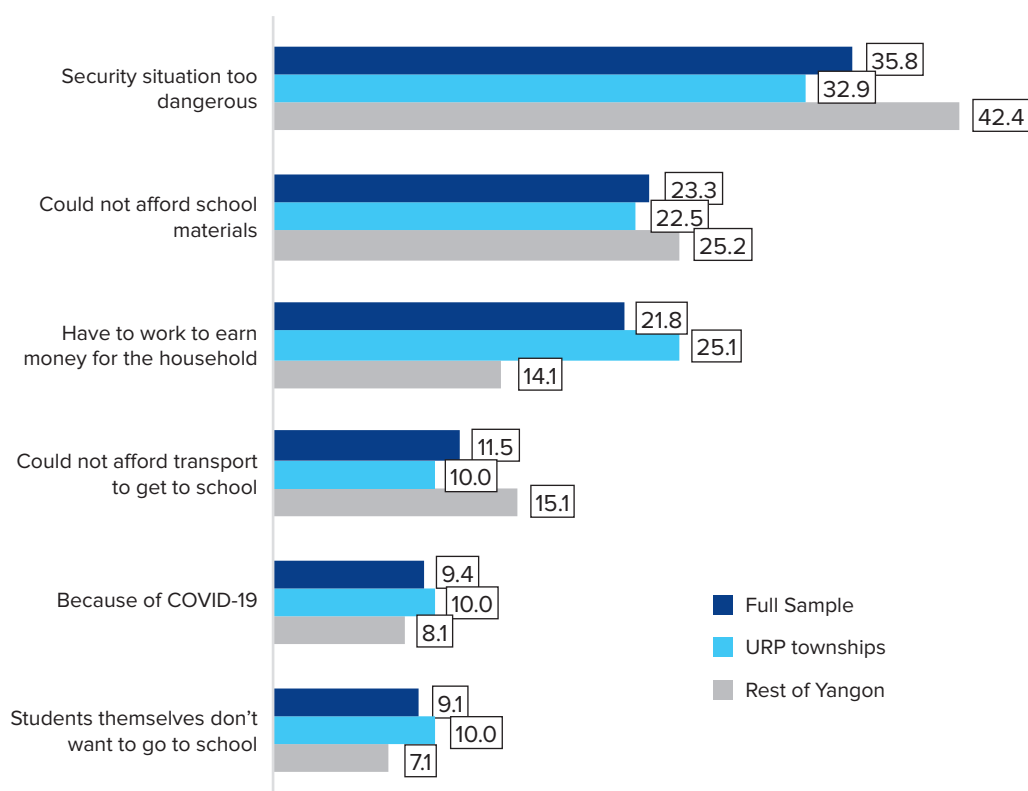
Since COVID-19 began in March 2020, 22.2 percent of the full sample households containing 5- to 17-year-olds have taken children out of school. In those households where children had been taken out of school (Figure 18), the main reason was that the security situation was considered too dangerous (35.8 percent). A quarter of households in the eight URP townships (25.1 percent) who kept their children out of school reported that this was because they needed the children to earn money for the household. This is a sad legacy of childhoods lost to poverty and hard work. This extreme coping mechanism was less likely to be mentioned among households in the rest of Yangon (14.1 percent). There was not a big gender difference between the children taken out of school - 48.5 percent girls and 51.5 percent boys.

**Table 24: Respondent had completed high school or above (percent)**

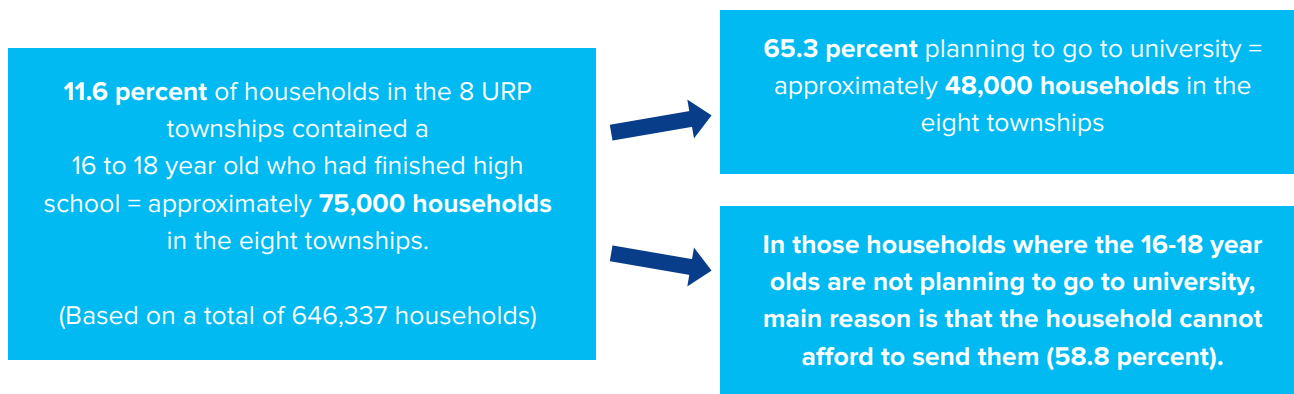
	Yes	No	Total			
Full Sample	40.3	59.7	100%			
8 URP townships	36.3	63.7	100%			
Rest of Yangon	48.3	51.7	100%			
	Full Sample			8 URP townships		
	Yes	No	Total	Yes	No	Total
Men	37.2	62.8	100%	32.8	67.2	100%
Women	42.6	57.4	100%	38.9	61.1	100%
Household monthly income						
Below 200,000 kyat a month	27.6	72.4	100%	25.4	74.6	100%
200,000 to 399,000 kyat a month	31.6	68.4	100%	29.3	70.7	100%
400,000 or above kyat a month	56.3	43.7	100%	52.2	47.8	100%
Lives in planned housing	51.5	48.5	100%	54.8	45.2	100%
Lives in unplanned housing	41.2	58.8	100%	36.8	63.2	100%
Lives in slum	23.4	77.6	100%	23.0	77.0	100%
Household without children	51.2	48.8	100%	46.4	53.6	100%
Household with children (0-17)	33.3	66.7	100%	30.2	69.8	100%

Source: Socio-economic situation and attitudes to GBV and security, August 2022

**Figure 18: Reasons 5-17 year old children kept out of school since March 2020 (percent)**



Source: Socio-economic situation and attitudes to GBV and security, August 2022



Since March 2020, only 4.5 percent of 5 to 17 year olds have been doing online courses for school at home in the eight townships. However, it is nearly a tenth of households in the rest of Yangon (9.9 percent). Online use for school purposes among households containing 16-18 year olds is extremely low, only 1.7 percent.

It should be noted that the URP aims to target households containing 16 to 18 year olds who have finished high school in the eight townships and would like to continue their education.

UNDP is developing an initiative to provide virtual education at the tertiary levels connecting students with universities around the world to help complete undergraduate and graduate degree programs. This education portal will facilitate vocational training across a few key areas and will be implemented in

urban and peri-urban areas in the initial phase. Target beneficiaries from the URP project would be strongly supported to connect to these opportunities.

In addition, UNDP will also be scaling up its existing vocational education through in-person training and providing job placements through partnerships with private sector entities.

### 5.3. Drinkable water

While most households in Yangon had access to potable water in the dry season, there is a disparity between the eight URP townships and the rest of Yangon (88.9 percent compared to 97.3). One in ten households (11.1 percent) living in slums in the eight URP townships did not have access to potable water (Table 25).

**Table 25: Access to potable water in the dry season (percent)**

	Yes	No	Total			
<b>Full Sample</b>	<b>91.7</b>	<b>8.3</b>	<b>100%</b>			
<b>8 URP townships</b>	<b>88.9</b>	<b>11.1</b>	<b>100%</b>			
<b>Rest of Yangon</b>	<b>97.3</b>	<b>2.7</b>	<b>100%</b>			
	<b>Full Sample</b>			<b>8 URP townships</b>		
	Yes	No	Total	Yes	No	Total
<b>Household monthly income</b>						
<b>Below 200,000 kyat a month</b>	87.7	12.3	100%	85.0	15.0	100%
<b>200,000 to 399,000 kyat a month</b>	90.5	9.5	100%	87.8	12.2	100%
<b>400,000 or above kyat a month</b>	95.1	4.9	100%	92.9	7.1	100%
<b>Lives in planned housing</b>	99.6	0.4	100%	99.4	0.6	100%
<b>Lives in unplanned housing</b>	91.2	8.8	100%	87.8	12.2	100%
<b>Lives in slum</b>	89.8	10.2	100%	89.6	11.1	100%

Source: Socio-economic situation and attitudes to GBV and security, August 2022

Nearly a quarter (23.6 percent) of households in the full sample reported having problems with their water supply. Households in the eight URP townships were more likely to report problems with their water supply (25.1 percent compared to 20.6 percent in the rest of Yangon). The main problems cited are shown in Figure 19.

Only 5.8 percent of respondents in the eight URP townships reported two days of discontinuity of drinking water services in the last two weeks, but this is twice the percentage noted in MLCS 2017 in the same townships (2.9 percent) (Table 26).

The URP aims to strengthen sustainable access to clean water through developing water purification plants and other sustainable water delivery models such as water kiosks. These will also consider promoting women-led enterprises that has the dual benefit of both sustaining these community-based water supply systems and also generating enterprise and livelihoods specially for

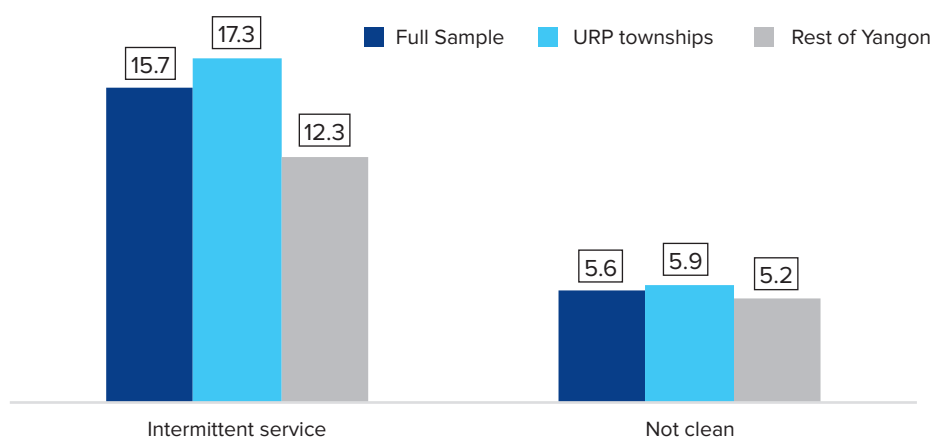
women and girls. The URP, collaborating with partners, would also revitalize existing sources of clean water that has been put in place by other programmes but were not sustained due to a variety of factors.

## 5.4. Energy for lighting and cooking

Residents in the full sample are largely using electricity for lighting (89.9 percent), one percentage point higher than in MLCS 2017 (88.8 percent). In the URP townships, the proportion is lower at 85.5 percent.

Electricity is the main fuel used for cooking in the eight townships (68.9 percent). Five years ago (MLCS 2017), three quarters (73.6 percent) of the residents of the eight townships used electricity for cooking. There seems to have been a slight switch towards using LPG (another clean fuel).

**Figure 19: Main problems with the water supply (percent)**



Source: Socio-economic situation and attitudes to GBV and security, August 2022

**Table 26: Had two days discontinuity of drinking water services in the last two weeks (percent)**

	Yes	No	Total
MLCS 2017	2.9	97.1	100%
Full Sample	5.3	94.7	100%
8 URP townships	5.8	94.2	100%
Rest of Yangon	4.2	95.8	100%



**Table 27: Used charcoal or firewood as main cooking fuel (percent)**

	Charcoal			Firewood		
	Yes	No	Total	Yes	No	Total
<b>Full Sample</b>	17.9	82.1	100%	2.3	97.7	100%
<b>8 URP townships</b>	21.6	78.4	100%	3.0	97.0	100%
<b>Rest of Yangon</b>	10.5	89.5	100%	1.0	99.0	100%

Source: Socio-economic situation and attitudes to GBV and security, August 2022

Among the dirty fuels (charcoal and firewood) which have a destructive environmental impact,<sup>12</sup> charcoal is a popular choice in the eight URP townships, with one in five households (21.6 percent) using it for cooking (Table 27). Households in the eight URP townships were more likely to be cooking with dirty fuels. A majority (50.8 percent) of households living in Yangon’s slums use charcoal for cooking. This potentially has health consequences for the families and a harmful impact on the environment.

## 5.5. Internet Access

Survey results show that internet usage is quite common in Yangon. Internet usage is marginally lower in the 8 URP townships, with the lowest levels of usage among lower income households and those living in slums (Table 28).

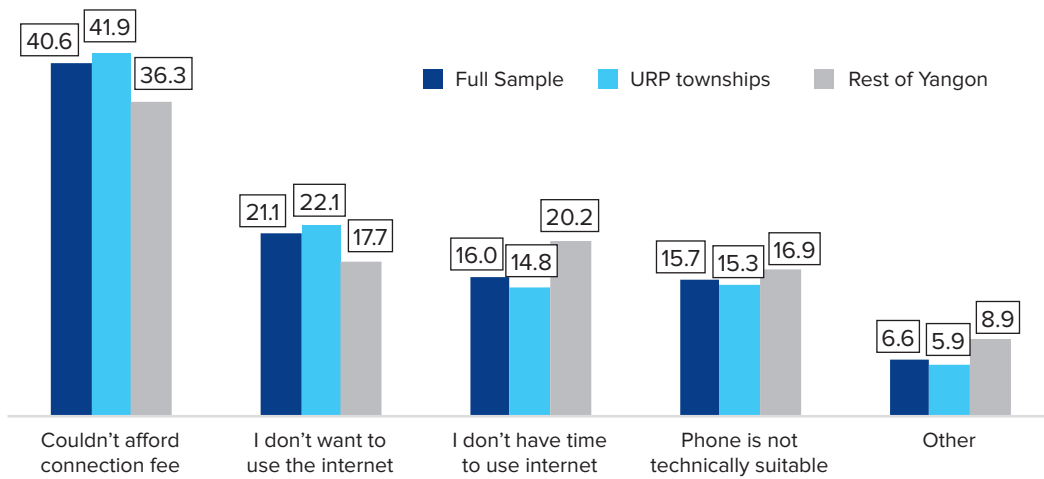
Affordability was the main reason reported for not accessing the internet — mentioned by over four out of ten respondents (40.6 percent) (Figure 20). A fifth (22.1 percent) of households in the eight URP townships mentioned choosing not to use the internet.

**Table 28: Person aged 5 or above used internet in last seven days (percent)**

	Yes	No	Total			
<b>Full Sample</b>	<b>81.7</b>	<b>18.3</b>	<b>100%</b>			
<b>8 URP townships</b>	<b>78.7</b>	<b>21.3</b>	<b>100%</b>			
<b>Rest of Yangon</b>	<b>87.6</b>	<b>12.4</b>	<b>100%</b>			
	<b>Full Sample</b>			<b>8 URP townships</b>		
	Yes	No	Total	Yes	No	Total
<b>Household monthly income</b>						
<b>Below 200,000 kyat a month</b>	67.8	32.2	100%	65.6	34.4	100%
<b>200,00 to 399,000 kyat a month</b>	79.2	20.8	100%	76.7	23.3	100%
<b>400,000 and above kyat a month</b>	92.1	7.9	100%	90.4	9.6	100%
<b>Lives in planned housing</b>	85.1	14.9	100%	81.5	18.5	100%
<b>Lives in unplanned housing</b>	83.0	17.0	100%	80.5	19.5	100%
<b>Lives in slum</b>	68.1	31.9	100%	67.5	32.5	100%
<b>Household without children</b>	85.4	14.6	100%	82.9	17.1	100%
<b>Household with children (0-17)</b>	79.3	20.7	100%	76.2	23.8	100%

Source: Socio-economic situation and attitudes to GBV and security, August 2022

**Figure 20: Main reason internet not accessed in last seven days (percent)**





# 6

## Conclusion

As evidenced by the findings of the URP baseline, challenges facing those living in Yangon have worsened since the military takeover.

In addition to violence, people in Yangon are facing a dire predicament. The health and education systems in Yangon have buckled and schools and universities have been severely disrupted due to COVID-19 and the military takeover. The reduction of many Yangonites' incomes has forced households to cope with the effect of the shock in several ways. Many households have been reducing food consumption, selling assets, taking on informal debt, and keeping children out of school so they can earn money for the household. There is a lack of any real safety net. The socio-economic situation in Yangon and particularly in the 8 URP townships has declined since 2017. There are townships in Yangon which are doing particularly badly and the URP will target these townships and the negative impact is more pronounced for women for several of the indicators.

The consequences of COVID-19 and the takeover will not disappear quickly. People are likely to experience long-term impediments in work force participation and income generation. Impacts on assets and savings will have implications for economic security far down the road. The fall-out will be most severe for the most vulnerable people, including those living in slums, those with lower incomes and households with children. It is envisaged that the URP initiative will also make a significant impact in arresting regressing gender equality that was observed in the previous joint study between UNDP and UN Women<sup>1</sup>.

The benchmark is set by this baseline survey: it is one of the gauges to help measure URP success or failure. The survey captures the situation as it currently stands and confirms the priorities for urban interventions focused on responding to the growing needs and vulnerabilities of households.

To help some vulnerable households weather these difficulties the Urban Resilience Project will address some of the most prevalent urban poverty issues in eight townships in Yangon through:

1. Improving income generation and employment opportunities.
2. Supporting Micro and Small Enterprise development
3. Increasing access to reliable, safe drinking water, improved health services (WASH)

The baseline survey shows COVID-19 and conflict have had a particularly negative impact on the eight URP townships. They are doing worse on all socio-economic indicators in the survey compared to the rest of Yangon. In addition, the URP aims to undertake many measures to improve the skills and livelihoods of women and youth in particular. In future years, a follow-up survey should be undertaken to re-evaluate the socio-economic situation in the eight townships compared to the rest of Yangon, permitting impact analysis of any interventions to support households within the townships.

The corner stone of the URP is “*by communities, for communities.*” Yangonites are resilient but need a helping hand to keep their city flourishing.

---

<sup>1</sup> UN Women and UNDP. (2022). Regressing Gender Equality in Myanmar: Women living under the pandemic and military rule.



# Appendixes

## References

## End Notes

# Appendix 1: Sample design

Sampling was undertaken in two stages:

## Stage 1 – Selection of Numbers by Systematic Random Sampling:

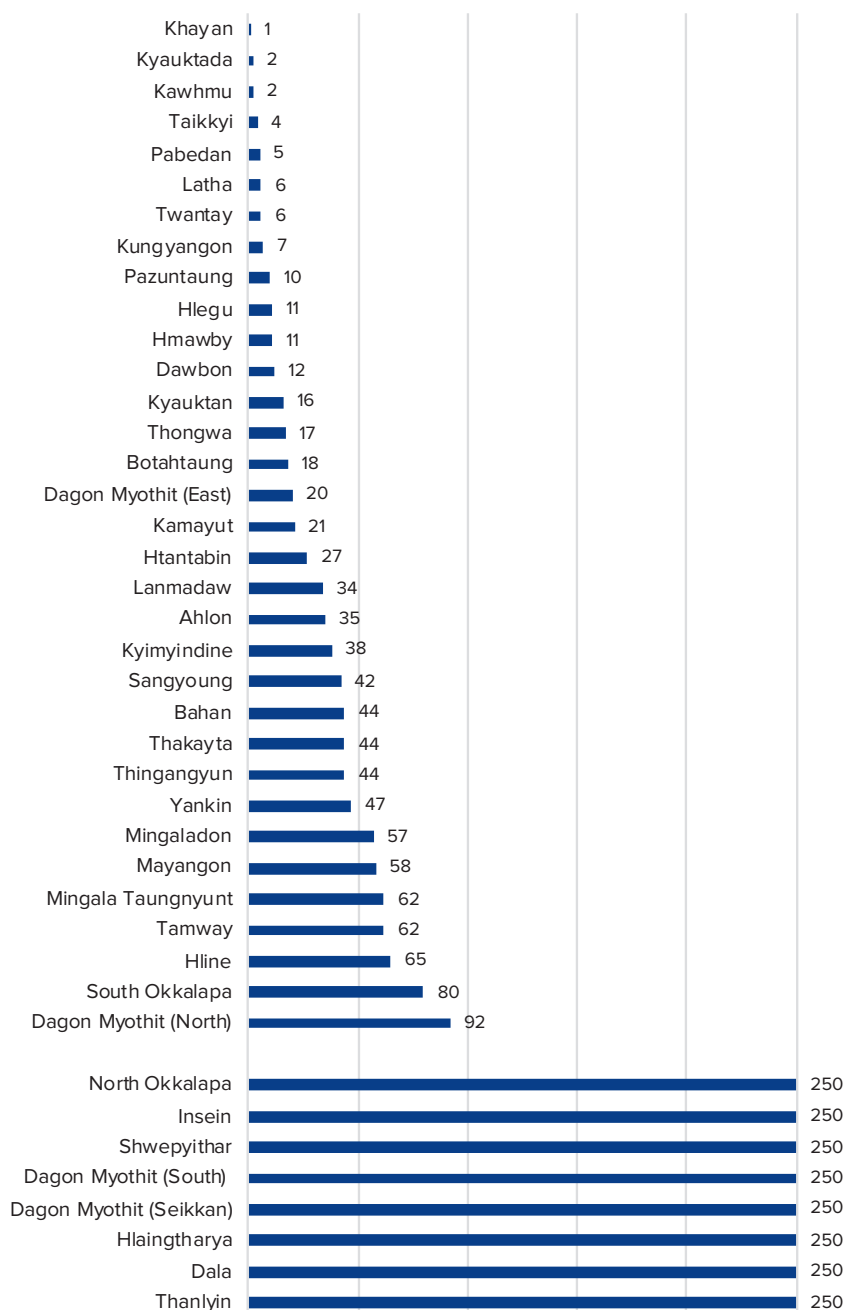
The survey company used its panel database to reach households for this survey. The company has a panel from across states and regions, ages, urban and rural households, representing the diverse nature of Myanmar. The company applied systematic random sampling to get 250 phone numbers from each of the eight townships and a further 1,000 randomly from other Yangon townships.

The panel is sorted by urban/rural and phone service providers such as MPT, Telenor, Ooredoo and Mytel. Next, the total sample frame for each location is divided by the sample size required, and every  $n^{\text{th}}$  number selected to be attempted for interviewing.

## Stage 2 – Selection of Respondents:

The interviewers called the phone numbers in the panel to select the respondents for the survey. Interviewers asked for the total numbers of adults aged 18 years and over in the household and select one by using the “Last birthday method”. The person who most recently had a birthday will be selected to be interviewed. This method allows for the random selection of respondents that should in theory be proportional and representative across all age groups and genders.

**Figure A1.1: Townships in the survey and number of interviews**



## Appendix 2: Other surveys quoted

Survey sources used in this report:

SURVEY	DATA COLLECTION PERIOD	SAMPLE SIZE	LEVEL OF REPRESENTATIVENESS	CONDUCTED BY
1. MYANMAR LIVING CONDITIONS SURVEY	December 2016 to December 2017	13,730	Union/State & Region	CSO/UNDP & World Bank
2. HIGH-FREQUENCY HOUSEHOLD SURVEYS	May, June, August & October 2020 (4 rounds)	Approximately 1,000 for each Round	Union	World Bank/ Central Statistical Organisation
3. WORLD VALUES SURVEY	Feb/March 2020	1,200	Union	WVSA: Institute for Comparative Survey Research Vienna - Austria
4. HOUSEHOLD VULNERABILITY SURVEY	October 2020	2,016	Union	Central Statistical Organisation/UNDP
5. PEOPLE'S PULSE SURVEY 2021	May/June 2021	1,200	Union	UNDP
6. REGRESSING GENDER EQUALITY IN MYANMAR 2022	Nov/Dec 2021	2,200	Union	UNDP & UN women
7. GARMENT WORKERS SURVEY 2022	March 2022	1,600	Hlaingtharya and Shwepyitha townships, Yangon	UNDP

## Appendix 3: VCI methodology

The VCI index is constructed by analysing primarily Armed Conflict Location and Event Data (ACLED) data for events where civilians were the main group impacted by violence.

Two additional indicators were created by the UNDP reflecting:

- 1) civilian fatalities, and
- 2) the number of events leading to displacements.

Indicators were measured as the cumulative number of events or fatalities from **1 February 2021 to 31 January 2022**. Based on the variation in indicators across townships seven indicators were included.

1. Shelling/Artillery/Missile attacks
2. Remote explosion/landmine/improvised explosive device
3. Attack
4. Arrest
5. Looting/property destruction
6. Displacement
7. Civilian Fatalities

## Appendix 4: Odds ratios from a logit model

	Borrowed money for health costs	Sold assets for health costs	Nutritious food	Ate less	Saving	Informal loan	Owe shops	Sold assets to help ends meet	Took kid out of school to work
<b>HH with kids</b>	1.664***	1.655***	1.688***	1.767***	0.715***	1.768***	1.821***	1.675***	1
	(0.177)	(0.167)	(0.157)	(0.153)	(0.07)	(0.153)	(0.194)	(0.133)	(.)
<b>Female head</b>	1.251*	1.232*	1.256**	1.155	0.906	1.061	1.115	1.028	2.358***
	(0.145)	(0.135)	(0.130)	(0.114)	(0.112)	(0.105)	(0.131)	(0.0956)	(0.623)
<b>URP</b>	1.326**	1.112	1.043	1.186*	0.880	1.157	1.321**	1.060	1.803*
	(0.146)	(0.113)	(0.0996)	(0.106)	(0.091)	(0.103)	(0.145)	(0.0871)	(0.565)
<b>Less than 200,000/month</b>	2.155***	1.729***	3.006***	3.574***	0.268***	2.005***	3.384***	1.501***	1.380
	(0.286)	(0.212)	(0.352)	(0.39)	(0.041)	(0.216)	(0.450)	(0.153)	(0.483)
<b>200,000 to 399,000/month</b>	2.030***	1.487***	2.043***	2.302***	0.358***	1.581***	2.509***	1.379***	1.728*
	(0.239)	(0.161)	(0.213)	(0.222)	(0.0402)	(0.148)	(0.304)	(0.119)	(0.531)
<b>Slum</b>	1.771**	1.388	2.056***	1.394*	0.446***	1.328	2.005***	1.578**	1.501
	(0.414)	(0.298)	(0.434)	(0.27)	(0.125)	(0.254)	(0.439)	(0.289)	(0.887)
<b>Unplanned</b>	1.310	1.026	1.327	1.019	0.908	1.110	1.063	1.236	1.211
	(0.260)	(0.179)	(0.232)	(0.159)	(0.158)	(0.170)	(0.199)	(0.178)	(0.638)
<b>N</b>	3000	3000	3000	3000	3000	3000	3000	3000	1832
<b>pseudo R2</b>	0.039	0.023	0.051	0.064	0.066	0.031	0.070	0.021	0.032

Exponentiated coefficients; Standard errors in parentheses

\* p<0.1      \*\* p<0.05      \*\*\* p<0.01

The table presents results from 9 logit regressions using the column variables as dependent variables and row variables as independent variables.

If an odds ratio is more (less) than one, the odds of the dependent variable occurring increases (decreases) as the independent variable decreases (increases).

For example, figure 1.664 in the top left of the table means that, for a household with children, the odds of having borrowed money for health costs is 1.664 times (or 66.4%) more likely compared to households without children.

Note: Individual characteristics such as gender and age are not included as nearly all questions asked the respondent to refer to the whole household.



# Appendix 5: Questionnaire

Hello... My name is \_\_\_\_\_ and I work for ???, a Research Agency in Myanmar. We are calling you to conduct a survey for UN Women and UNDP which is to understand how people are getting on in Yangon in relation to health, education and jobs. All the answers you give will be confidential and will not be shared with anyone other than members of our survey team. This means we will not be using anyone's names in the report so no one can be identified. Your participation is voluntary. You can stop participating at any time. During the interview, you may also refuse to answer any questions at any time without fear of losing any rights to which you are entitled. The interview will take approximately 20 minutes. As a token of appreciation, upon completion of the interview, we will send a 3,000 kyat phone credit to this phone number after the interview. Do you agree to participate in the survey?

Yes  
No (Thank and terminate the interview)

Section 1: Demographics			
s1q0	Gender of the respondent	Male	1
		Female	2
s1q1	What is your age?		
s1q2	How many women aged 18 and above live in your household?		
s1q3	How many men aged 18 and above live in your household?		
s1q4	How many female children aged 0 to 17 live in the household?		
s1q5	How many male children aged 0 to 17 live in the household?		
s1q6	Is the head of this household a man or a woman?	Man	1
		Woman	2
s1q7	What is the highest level of education you have completed?  DO NOT READ THE CATEGORIES	NONE	00
		KG COMPLETED	21
		GRADE 1	01
		GRADES 2-9	02-09
		GRADE 10	10
		GRADE 11	11
		THS (AFTER STD 8)	31
		TEACHERS CERTIFICATE (AFTER STD 10)	32
		TVET DIPLOMA (GTI, GTC ETC.)	12
		UNDERGRADUATE DIPLOMA	13
		BACHELOR GRADUATE	14
		POSTGRADUATE DIPLOMA	15
		MASTER'S DEGREE	16
		PHD	17
MONASTIC/ RELIGIOUS	18		
OTHER	19		
Section 2: Health			
s2q1	During the last 30 days did <b>you or any of your household members</b> suffer from any injury or health complaints? For example, a cold, cough, diarrhoea, back pain, fever, stomach-ache, headache etc.	Yes	1
		No	2
s2q2	What action did <b>you or any of your household members</b> take to find relief for the MOST SERIOUS illness or injury in the last 30 days?	Did nothing	1
		Used medicine had in stock	2
		Sought treatment with traditional healer	3
		Consulted a quack	4
		Went to a local store to buy drugs	5
		Went to local pharmacy/drug store	6
		Went to a medical facility/consulted a health practitioner	7
s2q3	Where did the consultation take place?	<b>PUBLIC</b>	
		GOVT. HOSPITAL	1
		GOVT. HEALTH CENTER (RHC)	2
		GOVT. HEALTH POST (SUB-CENTER).	3
		STAND-ALONE VCT CENTER	4
		FAMILY PLANNING CLINIC	5
		MOBILE CLINIC	6
		HEALTH VOLUNTEER	7
		OTHER PUBLIC SECTOR WRITE IN	8
		NGO	9

>s2q3c

>s2q3c

>s2q3c

>s2q3c

>s2q3c

>s2q3c

>s2q3c

		<b>PRIVATE</b>	
		PRIVATE HOSPITAL/CLINIC	10
		PRIVATE DOCTOR	11
		STAND-ALONE VCT CENTER	12
		PHARMACY	13
		MOBILE CLINIC	14
		DIAGNOSTIC LABORATORY	15
		OTHER PRIVATE WRITE IN	16
s2q3a	I would like to ask your opinion about accessing <b>health services</b> in the <b>last one month</b> . By health services I mean your local doctor or hospital. Do you think it has been READ OUT... (IF NOT USED IN LAST ONE MONTH CODE NOT APPLICABLE).	More difficult than before	1
		There is no change	2
		Easier than before	3
		Not Applicable	4
s2q3b	Why has it been easier/more difficult? CODE ALL THAT APPLY	Clinics close earlier than before	1
		Crowded in the clinics because of short opening times	2
		Difficult transportation to health centres/ clinics	3
		Charges are higher and cannot afford anymore	4
s2q3c	Since COVID-19 began in March 2020 has anyone in your household had online <b>consultations</b> with government or private health services?	Yes	1
		No	2
s2q4	Do you or anyone else in your household suffer from a chronic health condition?	Yes	1
		No	2
s2q5	What health conditions are these? CODE ALL THAT APPLY	Hypertension/high blood pressure	1
		Osteoarthritis	2
		Heart disease	3
		Diabetes	4
		Tuberculosis	5
		Abdominal pain (Stomach-ache)	6
		Other WRITE IN	7
s2q6	During the last 12 months has your household <b>borrowed money</b> to cover the cost of health treatment and/or services?	Yes	1
		No	2
s2q7	During the last 12 months has your household <b>sold assets</b> to cover the cost of health treatment and/or services?	Yes	1
		No	2
s2q8	In the last 12 months, how often have you or your family gone without needed medicine or treatment that you needed.... READ OUT OPTIONS	Often	1
		Sometimes	2
		Rarely	3
		Never	4
s2q9	During the last 12 months was there a time when you or others in your household were unable to eat healthy and nutritious food because of a lack of money or other resources?	Yes	1
		No	2
<b>Section 3: Education</b>			
s3q1	Since COVID-19 began in March 2020 were any children aged 5 to 17 in your household taken out of education? (ONLY ASKED OF HOUSEHOLDS CONTAINING CHILDREN)	Yes	1
		No	2
		No 5-17 year olds in the household	3
		Out of school as a protest to military situation	4
s3q2	What were the reasons these children were taken out of school? CODE ALL THAT APPLY	Security situation was too dangerous	1
		Could not afford school materials	2
		Could not afford transport to get to school	3
		Ill health of the children	4
		Other WRITE IN	5
s3q3	Was it a girl or a boy taken out of school? (IF MULTIPLE CHILDREN REMOVED CODE GENDER OF THE YOUNGEST)	Girl	1
		Boy	2
s3q3a	What was the main reason the girl was taken out of school?	Security situation was too dangerous	1
		Could not afford school materials	2
		Could not afford transport to get to school	3
		Ill health of the children	4
		Other WRITE IN	5

&gt;s2q3c

&gt;s2q3c

&gt;s2q6

&gt;s3q3b

&gt;s3q4

&gt;s3q4

s3q3b	Since March 2020 have any of the children aged 5 to 17 been doing online courses for school at home?	Yes	1	
		No	2	
s3q4	Are there any 16 to 18 year old children in your household who have finished high school?	Yes	1	>s3q7
		No	2	
		No 16-18 year olds in the household	3	>s4q1
s3q5	Are any of these children planning to go to university?	Yes	1	>s3q7
		No	2	
s3q6	What is the reason they will not go to university? CODE ALL THAT APPLY	Household cannot afford to send them	1	
		They have a job	2	
		Ill health of the children	3	
		Other WRITE IN	4	
s3q7	During the last 12 months, were any children aged 16 to 18 in your household taken out of education?	Yes	1	
		No	2	>s3q11
		Out of school as a protest to military situation	3	
s3q8	What were the reasons these 16 or 18 old children were taken out of school? CODE ALL THAT APPLY	Security situation was too dangerous	1	
		Could not afford school materials	2	
		Could not afford transport to get to school	3	
		Ill health of the children	4	
		Other WRITE IN	5	
s3q9	Was it a girl or a boy taken out of school? (IF MULTIPLE CHILDREN REMOVED CODE GENDER OF THE YOUNGEST)	Girl	1	
		Boy	2	>s3q11
s3q10	What was the main reason the girl was taken out of school?	Security situation was too dangerous	1	
		Could not afford school materials	2	
		Could not afford transport to get to school	3	
		Ill health of the children	4	
		Other WRITE IN	5	
s3q11	Since March 2020 have any of the children aged 16 to 18 been doing online courses for school or university at home?	Yes	1	
		No	2	
<b>Section 4: Water and housing</b>				
s4q1	What is the current main source of water used by the household for drinking in the dry season?	WATER PIPE INTO DWELLING	1	>s4q4
		WATER PIPE INSIDE COMPOUND	2	>s4q4
		WATER PIPE OUTSIDE COMPOUND	3	
		TUBE WELL, BOREHOLE	4	
		PROTECTED WELL/SPRING	5	
		UNPROTECTED WELL/SPRING	6	
		POOL/POND/LAKE/DAM/STAGNANT WATER	7	
		RIVER/STREAM/CANAL	8	
		RAINWATER COLLECTION/TANK	9	
		BOTTLED WATER	10	
		TANKER/TRUCK	11	
		OTHER WRITE IN	12	
s4q2	In the dry season how many minutes does it take to get to the source of drinking water, get water and come back (ROUNDTRIP)			
s4q3	What are the main problems with your water source? CODE ALL THAT APPLY	Long queues to get water	1	
		It is not clean	2	
		Sometimes it is not available	3	
		Other WRITE IN	4	
		There are no problems	5	
s4q4	Have you had more than 2 days of discontinuity of drinking water services in the last 2 weeks?	Yes	1	
		No	2	

s4q5	What is the main source of lighting for your dwelling in the last 12 months?	Electricity from government grid	1
		Border country grid	2
		Community based electricity supply	3
		Kerosene	4
		Candle	5
		Rechargeable battery	6
		Generator (private)	7
		Solar lantern	8
		Solar system energy	9
		Other	10
s4q6	In the last 12 months, what was the main fuel used for cooking?	Electricity	1
		Liquefied petroleum gas (LPG)	2
		Kerosene	3
		Biogas	4
		Firewood	5
		Charcoal	6
		Briquettes	7
		Coal	8
		Straw/grass/paddy shell/sawdust	9
		Other	10
s4q7	In the last 12 months, how often have you or your family gone without a safe shelter over your heads.... READ OUT OPTIONS	Often	1
		Sometimes	2
		Rarely	3
		Never	4
s4q8	How many rooms do the members of your household occupy, including bedrooms and living rooms? (EXCLUDE TOILETS, KITCHENS, BALCONIES, CORRIDORS AND ROOMS USED ONLY FOR BUSINESS)		
s4q9	Does your household live in.... READ OUT	Planned housing	1
		Unplanned housing	2
		Slum	3
		Something else (WRITE IN)	4
<b>Section 5: Employment and household businesses</b>			
s5q1	In the last 12 months, did <b>you</b> do any work for a wage, salary, commission, tips or any other pay even if only for one hour?	Yes	1
		No	2
s5q2	What was the main reason <b>you</b> did not work in the past 12 months?	Could not find work	1
		In education or training/too young	2
		Retired/too old	3
		No need/do not want to work	4
		Engaged in home duties	5
		Volunteering	6
		Disabled	7
		Garment factory closed	8
		Other WRITE IN	9
s5q2a	If you want to get a job, what do you think would be the main thing that would help you get a job? WRITE IN	I do not want a job	0
s5q3	Does any household member own a business, including businesses where only one person is working in the business?	Yes	1
		No	2
s5q4	Are any of these business owners women?	Yes	1
		No	2
		Owned by both men and women together	3
s5q5	If you or your household wanted to set up a business what are the main things or skills you need help with? CODE ALL THAT APPLY	Money to start up the business	1
		Training on IT	2
		Training on accounting	3
		Training on publicity/marketing	4
		Other WRITE IN	5
s5q6	During the last 12 months has any member of this household taken loan (s) from a government or private bank?	Yes	1
		No	2

&gt;s5q3

&gt;s5q5

&gt;s5q8

s5q7	Was this loan for business purposes, for household purposes or for both?	Business	1	
		Household	2	
		Both	3	
s5q8	During the last 12 months has any member of this household taken loan(s) from an NGO or microfinance organisation?	Yes	1	>s5q10
		No	2	
s5q9	Was this loan for business purposes, for household purposes or for both?	Business	1	
		Household	2	
		Both	3	
s5q10	During the last 12 months has any member of this household taken loan(s) from an informal source of credit such as a pawn broker?	Yes	1	>s6q1
		No	2	
s5q11	Was this loan for business purposes, for household purposes or for both?	Business	1	
		Household	2	
		Both	3	
<b>Section 6: Household income and coping strategies</b>				
s6q1	During the last 12 months what has been the MAIN source of income for your household?	Income from a job (include advanced wages, for example an agricultural labourer receiving money in advance though farming season not started yet)	1	
		Income from household business, not a farm	2	
		Income from a household farm	3	
		International Remittances	4	
		Remittances from working within Myanmar	5	
		Pension from the current administration	6	
		Other cash from the current administration	7	
		Cash or in-kind support from a humanitarian organisation	8	
		Earning interest from an informal or formal credit business	9	
		Informal support from friends, family, monks etc.	10	
s6q2	How much was your total annual household income from January 1 this year, 2022 to July 2022? Please include money from jobs, from agriculture, remittances and any other sources of money into your household but exclude any expenses for rent, taxes etc. (If HH's no income put "0") EXCLUDE IN KIND			
s6q3	How many sources of income does your household have?			
s6q4	In the last 12 months, how often have you or your family gone without a cash income.... READ OUT OPTIONS	Often	1	
		Sometimes	2	
		Rarely	3	
		Never	4	
s6q5	During the last 12 months did your household send any remittances to people in Myanmar?	Yes	1	
		No	2	
s6q6	During the last 12 months did your household send any remittances to people abroad?	Yes	1	
		No	2	
s6q7	During the last 12 months did your household receive any remittances from people in Myanmar?	Yes	1	
		No	2	
s6q8	During the last 12 months did your household receive any remittances from people abroad?	Yes	1	
		No	2	
s6q9	Is your household currently saving any money?	Yes	1	>s6q11
		No	2	
s6q10	Roughly what percentage of your income do you think you are saving?			
s6q11	Does your household own a motorbike? INCLUDE SCOOTERS/MOPEDS	Yes	1	
		No	2	
s6q12	Is your household currently in debt with grocers or other vendors in your community?	Yes	1	
		No	2	
s6q13	During the last 12 months did your household sell assets such as gold, jewellery, motorbikes, livestock etc?	Yes	1	
		No	2	
s6q14	During the last 12 months has your household ate less due to a lack of money or other resources? (OTHER RESOURCES INCLUDES CONSUMING HOME PRODUCED PRODUCTS OR BARTERING	Yes	1	
		No	2	

s6q15	During the last 12 months has there been an increased need to care for children, the elderly or other people in your household or close relatives?	Yes	1
		No	2
s6q16	Who has taken on most of this increased care, the men or the women in the household?	Men	1
		Women	2
s6q17	During past 12 months has an increased need to care for people in your household or close relatives affected your ability to earn a livelihood?	Yes	1
		No	2
s6q18	Have caring responsibilities during past 12 months meant that you are no longer able to do paid work?	Yes	1
		No	2
<b>Section 7: Personal security and GBV</b>			
s7q1	Do you currently feel safe going out <b>in your ward</b> during the day?	Yes	1
		No	2
s7q2	Do you currently feel safe going out <b>in your ward</b> at night?	Yes	1
		No	2
s7q3	Do you currently feel safe going <b>out of your ward</b> during the day?	Yes	1
		No	2
s7q4	Do you currently feel safe going <b>out of your ward</b> at night?	Yes	1
		No	2
s7q5	During the last 12 months have you noticed any violence against women by family members in your neighbourhood? Note: Violence means beating, slapping or punching between household members.	Yes	1
		No	2
s7q6	Do you know a girl or woman who has sought support against domestic violence during the last 12 months?	Yes	1
		No	2
s7q7	Has anyone in this household received any training or been to workshops about how to be more <b>aware</b> of violence against women?	Yes	1
		No	2
<b>Section 8: Main need in the townships and subjective well-being</b>			
s8q1	What township does your household currently live in?		
s8q2	We are getting near the end of the interview and I would like you to think about the township that you live in. What would you say are the main problems currently in your township? CODE ALL THAT APPLY	Lack of jobs	1
		Access to safe water	2
		The quality of waste management	3
		Access to electricity	4
		Access to public transport	5
		Access to health services	6
		Access to education services	7
		Access to banking/financial services	8
		Other WRITE IN	9
s8q3	Has anyone aged 5 or above used the internet from any location in the last 7 days, including Facebook and emails?	Yes	1
		No	2
s8q3a	What was the <b>main</b> reason your household did not use the internet in the last 7 days?	Could not afford the connection fees	1
		There was no service in those 7 days	2
		Other WRITE IN	3
s8q4	All in all, how would you describe <b>your</b> life these days? Would you say it is...	Very good	1
		Good	2
		Fair	3
		Poor	4
		Very poor	5
s8q5	Does anyone in your household plan to move abroad within the next 12 months?	Yes	1
		No	2
s8q6	If we are going to conduct a follow-up survey in one year's time, are you willing to participate again in that survey?	Yes	1
		No	2

&gt;s7q1

&gt;s8q4

# References

- UNDP (2021). Impact of the Twin Crises on Human Welfare in Myanmar. [www.undp.org/publications/impact-twin-crises-human-welfare-myanmar](http://www.undp.org/publications/impact-twin-crises-human-welfare-myanmar).
- UNDP (2019). Myanmar Living Conditions Survey 2017: Report 03, Poverty Report. UNDP, Central Statistical Organization and World Bank Group.
- World Bank (2021). Myanmar Economy Expected to Contract by 18 Percent in FY2021: Report. *Press Release*. [www.worldbank.org/en/news/press-release/2021/07/23/myanmar-economy-expected-to-contract-by-18-percent-in-fy2021-report](http://www.worldbank.org/en/news/press-release/2021/07/23/myanmar-economy-expected-to-contract-by-18-percent-in-fy2021-report)
- UNDP (2022). Livelihoods Hanging by a Thread: A Survey of Garments Workers and Firms. [www.undp.org/myanmar/publications/livelihoods-hanging-thread-survey-garment-workers-and-firms](http://www.undp.org/myanmar/publications/livelihoods-hanging-thread-survey-garment-workers-and-firms)
- World Food Programme (2019). Fill the Nutrient Gap, Myanmar summary report. WFP and Ministry of Health and Sports. <https://docs.wfp.org/api/documents/WFP-0000115217/download/>
- UNDP (2022). FOREX Policy Going Forward: Reflections from Myanmar Development Observatory UNDP. [https://data.undp.org/wp-content/uploads/2022/09/Forex-brief\\_MDO.pdf](https://data.undp.org/wp-content/uploads/2022/09/Forex-brief_MDO.pdf).
- UNDP (2020). Myanmar Living Conditions Survey 2017: Report 04, Socio-Economic Report, page 111. UNDP, Central Statistical Organization and World Bank Group.
- UN Women and UNDP. (2022). Regressing Gender Equality in Myanmar: Women living under the pandemic and military rule. <https://asiapacific.unwomen.org/en/digital-library/publications/2022/03/regressing-gender-equality-in-myanmar#view>.
- UN Women (2021). Measuring the shadow pandemic: Violence against women during COVID-19. <https://data.unwomen.org/sites/default/files/documents/Publications/Measuring-shadow-pandemic.pdf>
- Khin Khin Mra (2020). The problem with staying at home: COVID-19 and domestic violence. *The Frontier*, 24 June 2020. [www.frontiermyanmar.net/en/the-problem-with-staying-at-home-covid-19-and-domestic-violence/](http://www.frontiermyanmar.net/en/the-problem-with-staying-at-home-covid-19-and-domestic-violence/)
- Physicians for Human Rights (2022). “Our Health Workers Are Working in Fear”: Targeted violence against Health Care One Year after Myanmar’s Military Coup.

# Endnotes

- 1 UNDP (2021). Impact of the Twin Crises on Human Welfare in Myanmar. [www.undp.org/publications/impact-twin-crisis-human-welfare-myanmar](http://www.undp.org/publications/impact-twin-crisis-human-welfare-myanmar).
- 2 The full title of the survey is the socio-economic situation and attitudes to gender-based violence and security survey.
- 3 Page 16 of World Values Survey report
- 4 UNDP (2022). Livelihoods Hanging by a Thread: A Survey of Garments Workers and Firms. [www.undp.org/myanmar/publications/livelihoods-hanging-thread-survey-garment-workers-and-firms](http://www.undp.org/myanmar/publications/livelihoods-hanging-thread-survey-garment-workers-and-firms)
- 5 World Food Programme. (2019). Fill the Nutrient Gap, Myanmar summary report. WFP and Ministry of Health and Sports. <https://docs.wfp.org/api/documents/WFP-0000115217/download/>
- 6 UNDP (2022). FOREX Policy Going Forward: Reflections from Myanmar Development Observatory UNDP. [https://data.undp.org/wp-content/uploads/2022/09/Forex-brief\\_MDO.pdf](https://data.undp.org/wp-content/uploads/2022/09/Forex-brief_MDO.pdf).
- 7 UNDP (2020). Myanmar Living Conditions Survey 2017: Report 04, Socio-Economic Report, page 111. UNDP, Central Statistical Organization and World Bank Group.
- 8 UN Women and UNDP (2022). Regressing Gender Equality in Myanmar: Women living under the pandemic and military rule. <https://asiapacific.unwomen.org/en/digital-library/publications/2022/03/regressing-gender-equality-in-myanmar#view>.
- 9 UN Women (2021). Measuring the shadow pandemic: Violence against women during COVID-19. <https://data.unwomen.org/sites/default/files/documents/Publications/Measuring-shadow-pandemic.pdf>
- 10 Khin Khin Mra (2020). The problem with staying at home: COVID-19 and domestic violence. The Frontier, 24 June 2020. [www.frontiermyanmar.net/en/the-problem-with-staying-at-home-covid-19-and-domestic-violence/](http://www.frontiermyanmar.net/en/the-problem-with-staying-at-home-covid-19-and-domestic-violence/)
- 11 Physicians for Human Rights. (2022). “Our Health Workers Are Working in Fear”: Targeted violence against Health Care One Year after Myanmar’s Military Coup.
- 12 Myanmar has the highest rate of mangrove loss in Southeast Asia. It is estimated that Myanmar has been losing 2.2 percent of its mangrove forest cover annually since 2000. Bogale, a township in the Irrawaddy Delta, used to be known for its charcoal. There are so few mangroves left in the area that charcoal production shifted to Tanintharyi.





**United Nations Development Programme**

No. 6, Natmauk Road  
Tamwe Township, Yangon 11211  
Republic of the Union of Myanmar  
Phone: +95(1) 542910 to 19  
Fax: +95(1) 544 531  
Email: [registry.mm@undp.org](mailto:registry.mm@undp.org)  
[www.mm.undp.org](http://www.mm.undp.org)

 UNDP Myanmar

 UNDP Myanmar